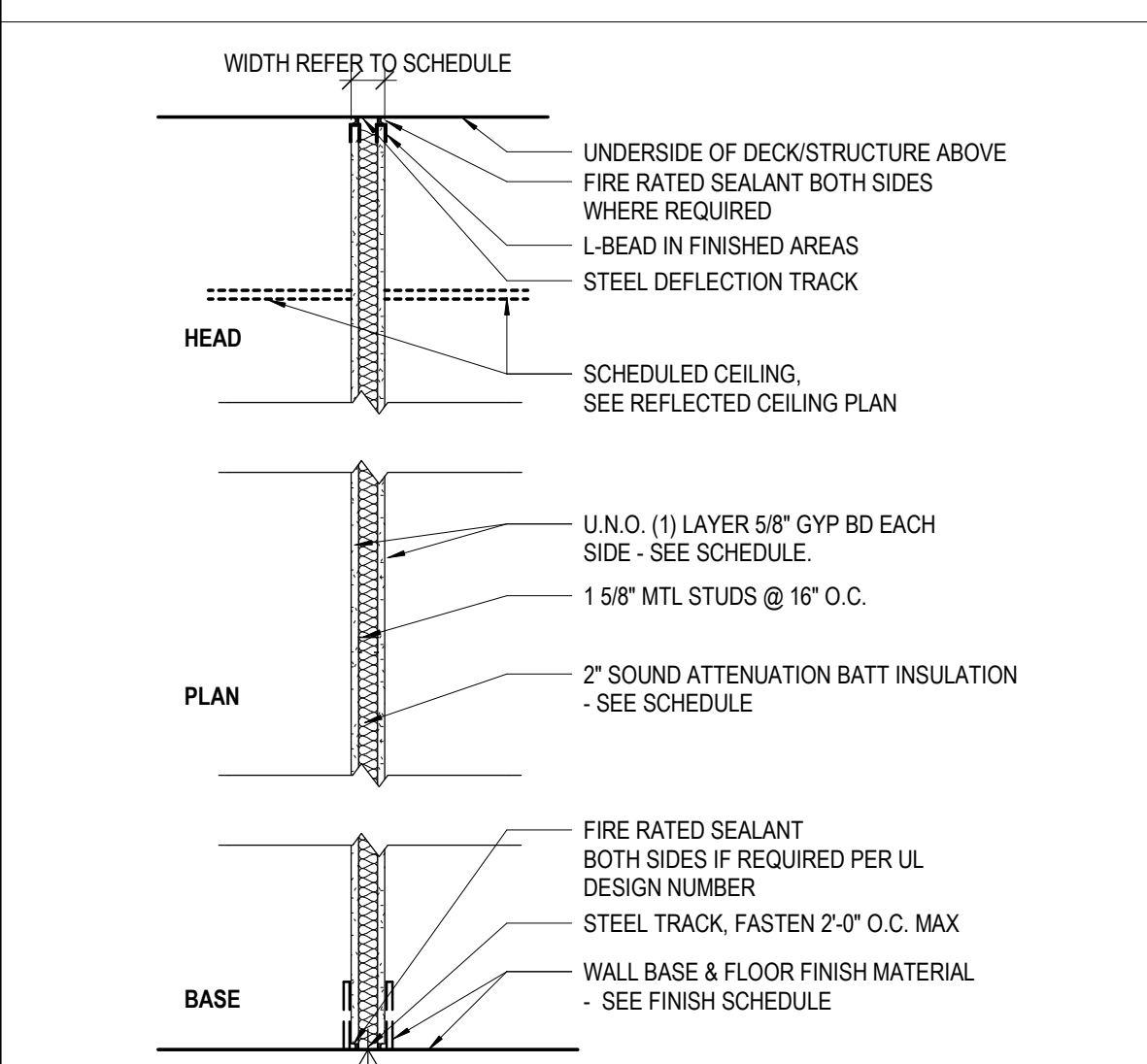
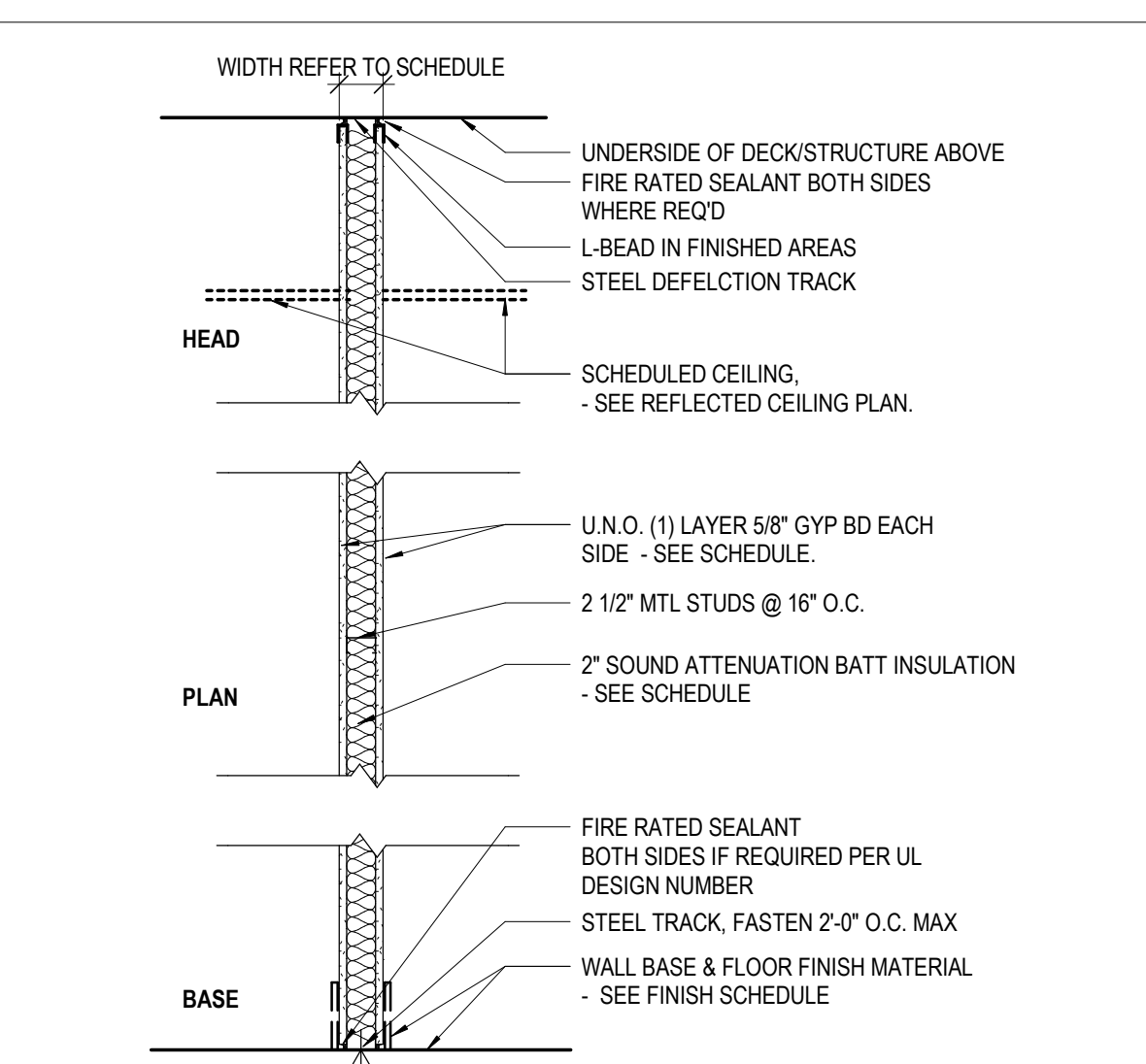


TYPE 1 - 1 5/8" METAL STUD WALL TYPES



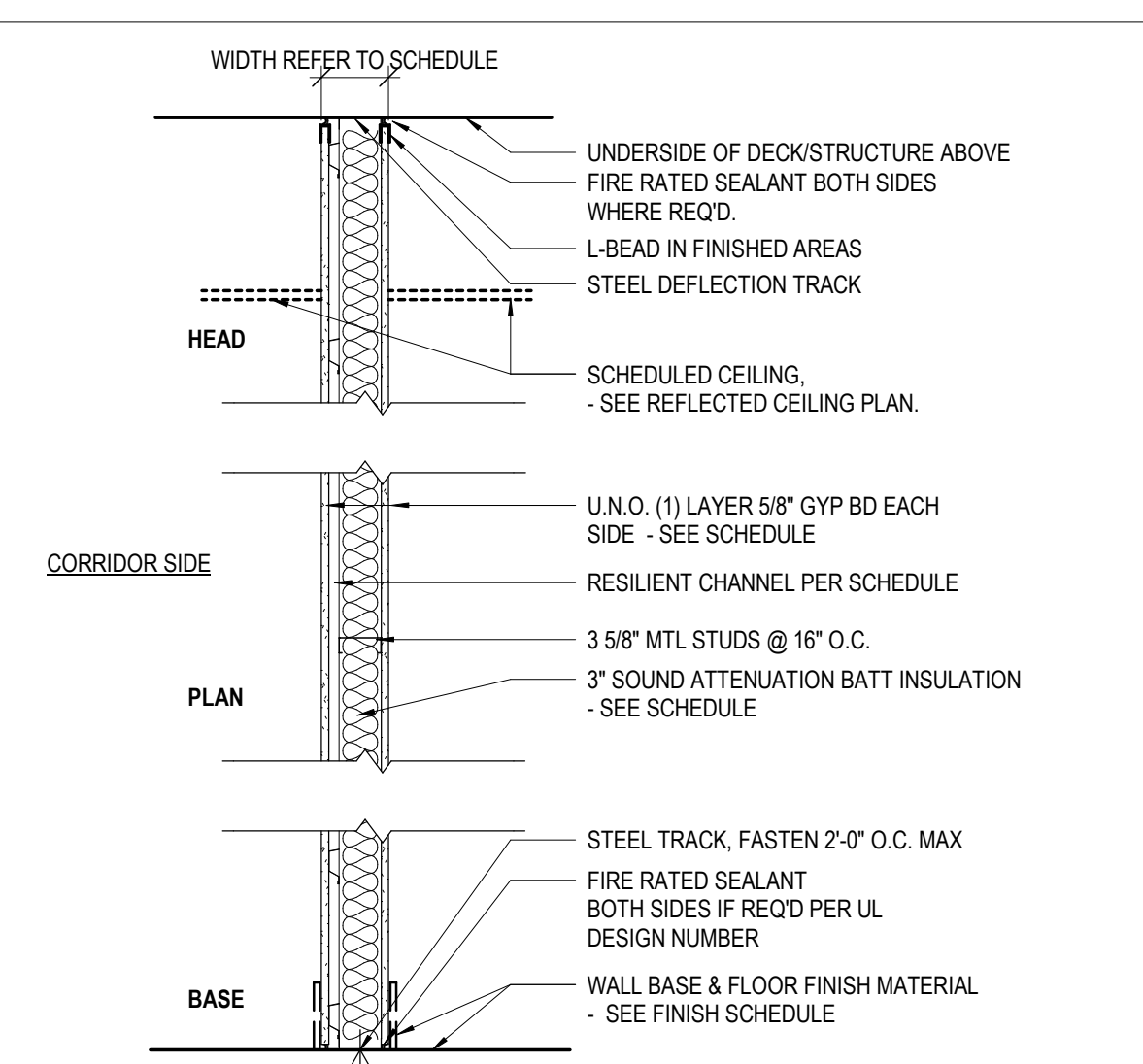
TYPE	WIDTH	STUD WIDTH	GYP. BD. - 1 SIDE	GYP. BD. - 2 SIDES	FIRE RATING	UL #	STC RATING	SOUND INSUL.	CODED NOTES	COMMENTS
2G	3 1/8"	2 1/2"	Yes	No	0HR			Yes	04	
2H	3 1/8"	2 1/2"	Yes	No	0HR			No	04	
2K	3 1/8"	2 1/2"	Yes	No	0HR			No	05	

TYPE 2 - 2 1/2" METAL STUD WALL TYPES



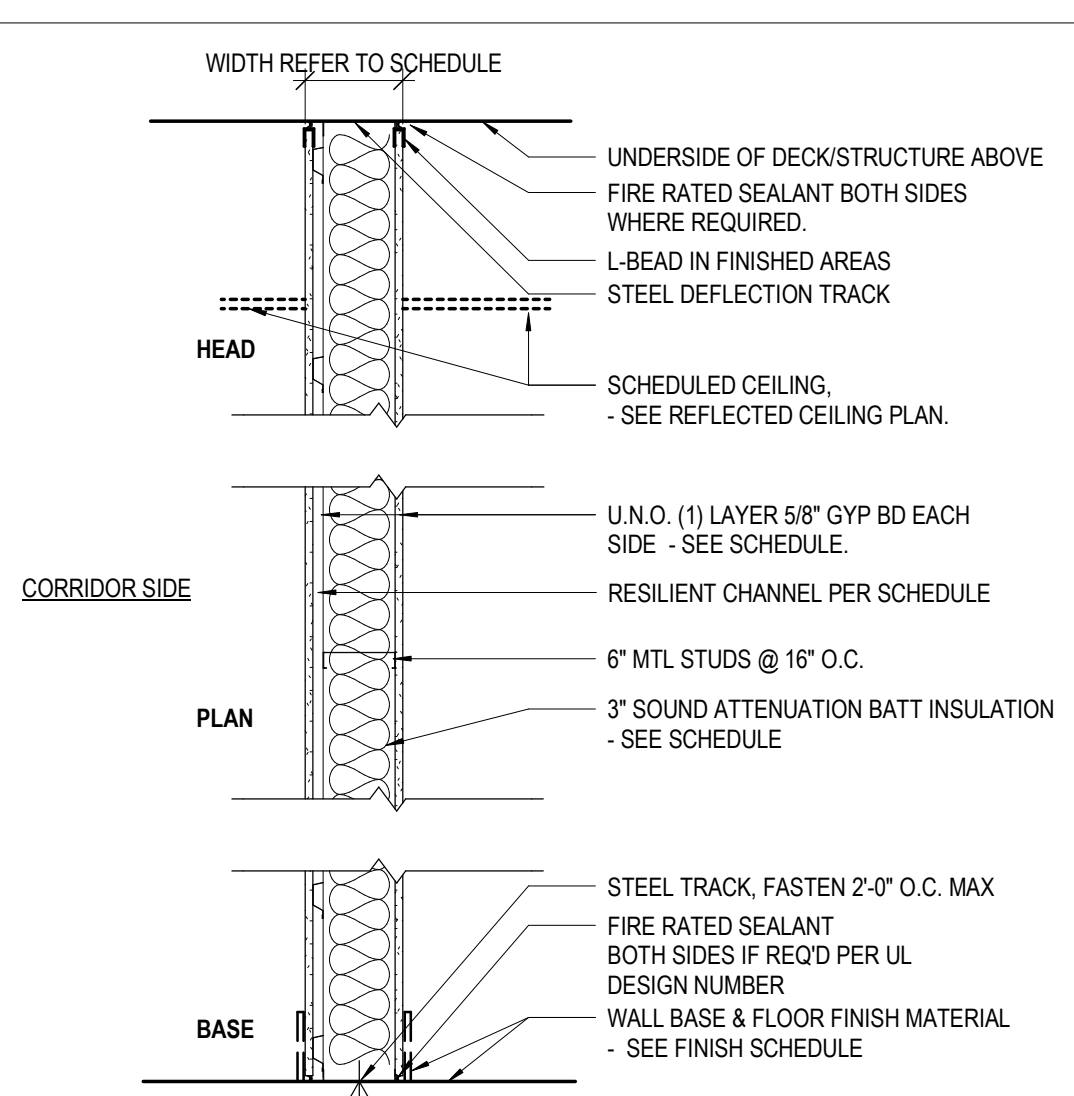
TYPE	WIDTH	STUD WIDTH	GYP. BD. - 1 SIDE	GYP. BD. - 2 SIDES	FIRE RATING	UL #	STC RATING	SOUND INSUL.	CODED NOTES	COMMENTS
2G	3 1/8"	2 1/2"	Yes	No	0HR			Yes	04	
2H	3 1/8"	2 1/2"	Yes	No	0HR			No	04	
2K	3 1/8"	2 1/2"	Yes	No	0HR			No	05	

TYPE 3 - 3 5/8" METAL STUD WALL TYPES



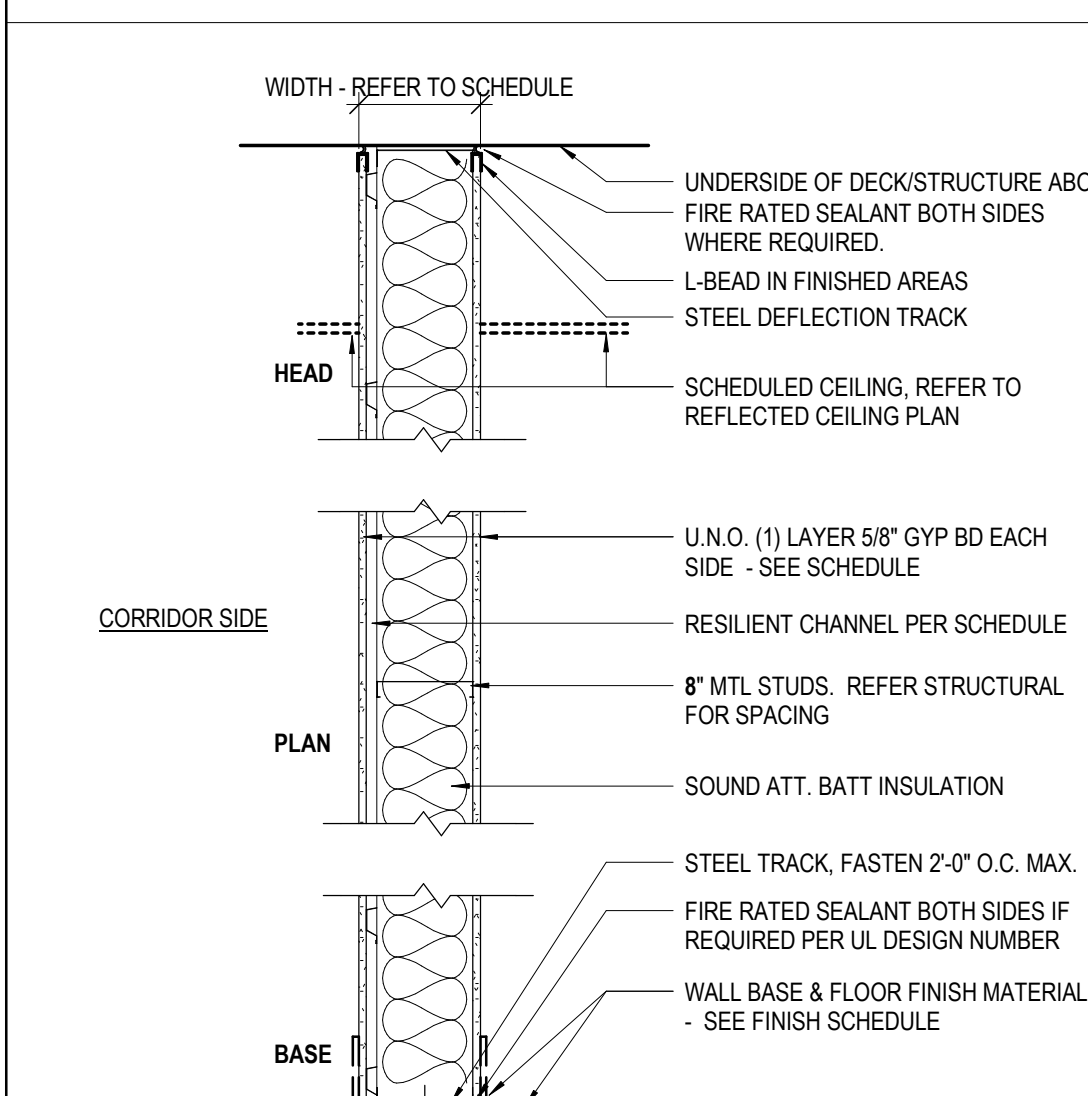
TYPE	WIDTH	STUD WIDTH	GYP. BD. - 1 SIDE	GYP. BD. - 2 SIDES	FIRE RATING	UL #	STC RATING	SOUND INSUL.	CODED NOTES	COMMENTS
3G	4 7/8"	3 5/8"	No	Yes	0HR			Yes	04	
3D	4 7/8"	3 5/8"	No	Yes	0HR			No	04	
3F	4 7/8"	3 5/8"	No	Yes	0HR			Yes	04	
3G	6 1/8"	3 5/8"	No	Yes	2HR	ULF U411 OR U412	48	No	04	2 LAYERS TYPE "X" GYPSUM BOARD
3J	6 3/8"	3 5/8"	No	Yes	1HR	ULF U465	59	Yes	04	3 LAYERS TYPE "X" GYPSUM BOARD W/ RESILIENT CHANNELS @ 16" O.C.
3K	4 1/4"	3 5/8"	Yes	No	0HR			No	02, 05	AT TOILET WALLS PROVIDE BRACING AT 4'-0" O.C. VERTICALLY AND HORIZONTALLY.
3T	4 1/4"	3 5/8"	Yes	No	0HR			40	Yes	04

TYPE 4 - 6" METAL STUD WALL TYPES



TYPE	WIDTH	STUD WIDTH	GYP. BD. - 1 SIDE	GYP. BD. - 2 SIDES	FIRE RATING	UL #	STC RATING	SOUND INSUL.	CODED NOTES	COMMENTS
4X	7 1/4"	7 3/8"	No	Yes	Yes	ULF U465	2	40 EST.	Yes	04
4B	7 1/4"	6"	No	Yes	Yes	ULF U465	47 EST.	Yes	04	
4C	7 1/4"	6"	No	Yes	0HR			40 EST.	No	04
4D	7 1/4"	6"	No	Yes	0HR			40 EST.	No	04
4E	7 7/8"	6"	No	Yes	1HR	ULF U411	62	Yes	06	3 LAYERS TYPE "X" GYPSUM BOARD
4F	7 1/4"	6"	No	Yes	0HR			No	05	
4G	8 1/2"	6"	No	Yes	2HR	ULF U411	62	Yes	06	2 LAYERS TYPE "X" GYPSUM BOARD ON EACH SIDE
4H	8 3/4"	6"	No	Yes	0HR			59	Yes	04
4J	8 3/4"	6"	No	No	1HR	ULF U462	59	Yes	04	3 LAYERS TYPE "X" GYPSUM BOARD W/ RESILIENT CHANNELS @ 16" O.C.
4K	8 3/4"	6"	No	Yes	2HR	ULF U411	62	Yes	06	2 LAYERS TYPE "X" GYPSUM BOARD ON EACH SIDE
4P	6 5/8"	6"	No	Yes			47	Yes	03, 04	

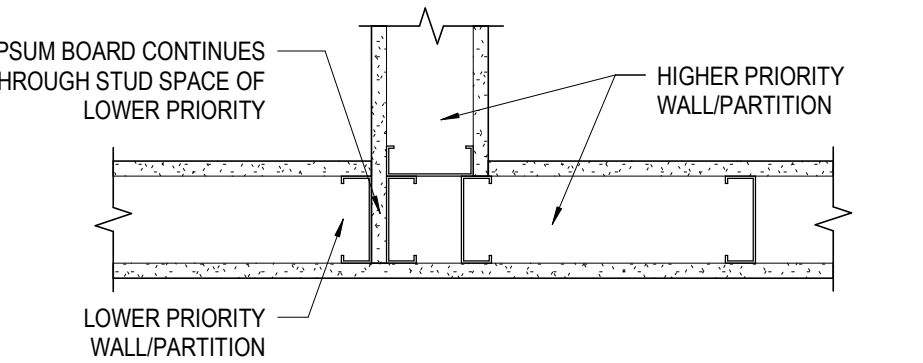
TYPE 5 - 8" METAL STUD WALL TYPES



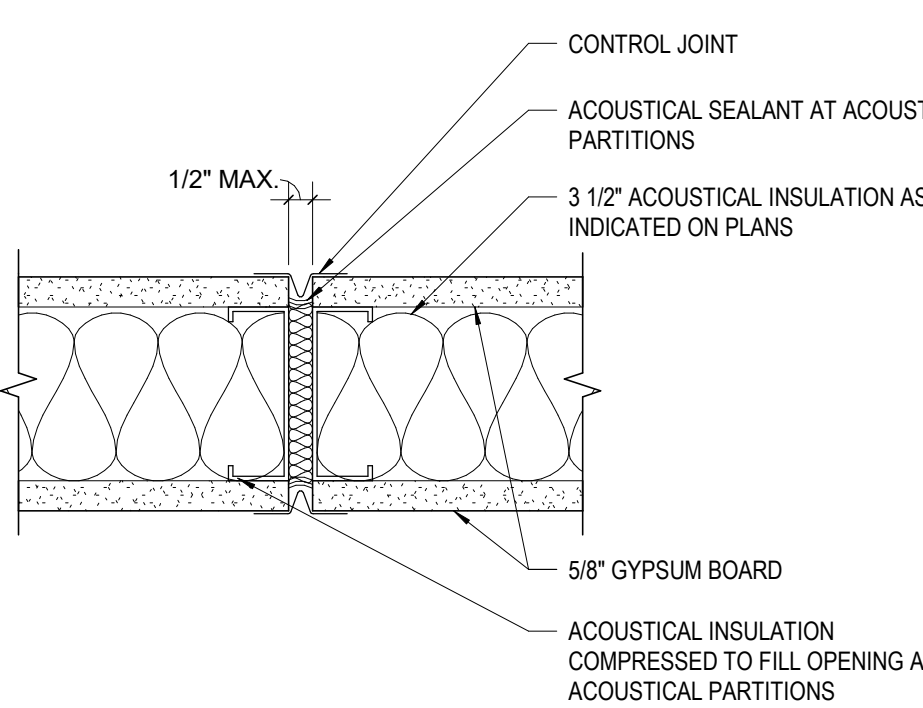
TYPE	WIDTH	STUD WIDTH	GYP. BD. - 1 SIDE	GYP. BD. - 2 SIDES	FIRE RATING	UL #	STC RATING	SOUND INSUL.	CODED NOTES	COMMENTS
5A	9 1/4"	7 3/8"	Yes	Yes	Yes	ULF U465	2	Yes	04	
5B	9 1/4"	8"	No	Yes	0HR			59	Yes	04, 12
5C	10 3/4"	8"	No	Yes	1HR	ULF U452				
5D	10 3/4"	8"	No	Yes	0HR			59	Yes	04
5E	10 3/4"	8"	No	Yes	2HR	ULF U452		59	Yes	04

WALL/PARTITION PRIORITY LEGEND

WALL/PARTITION FIRE RATING	PRIORITY
4 HOUR FIRE WALL	1
3 HOUR FIRE WALL	2
2 HOUR FIRE WALL	3
2 HOUR SMOKE BARRIER	4
2 HOUR SMOKE BARRIER	5
1 HOUR FIRE BARRIER	6
1 HOUR SMOKE BARRIER	7
1 HOUR FIRE PARTITION	8
SMOKE PARTITION	9
ACOUSTICAL PARTITION	10
NON RATED PARTITION	11
EXTERIOR WALL	12

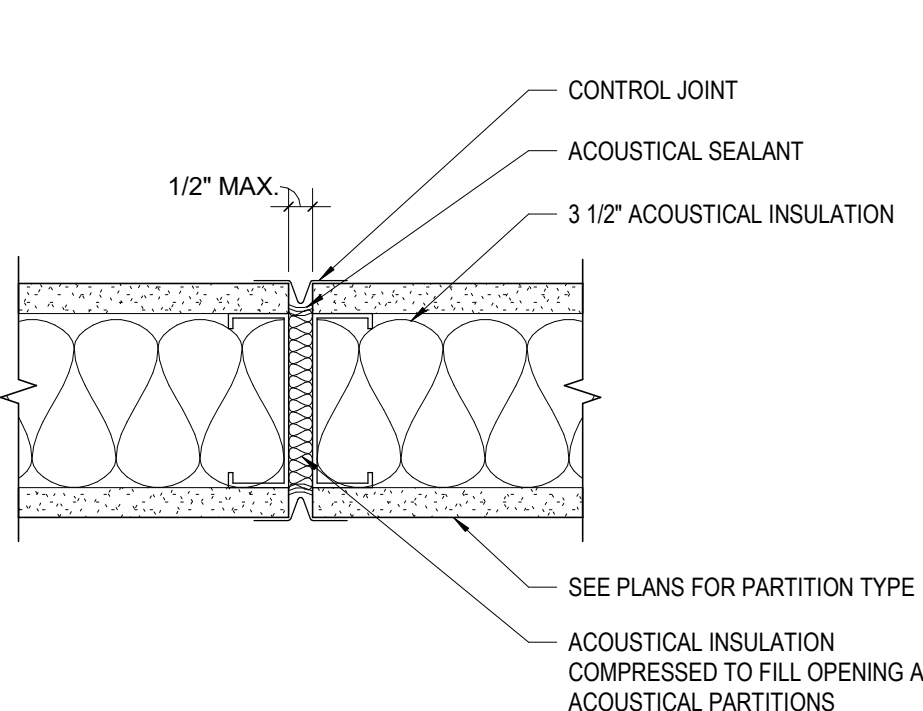


DETAIL 9C: CONTROL JOINT @ 1 HR PARTITION

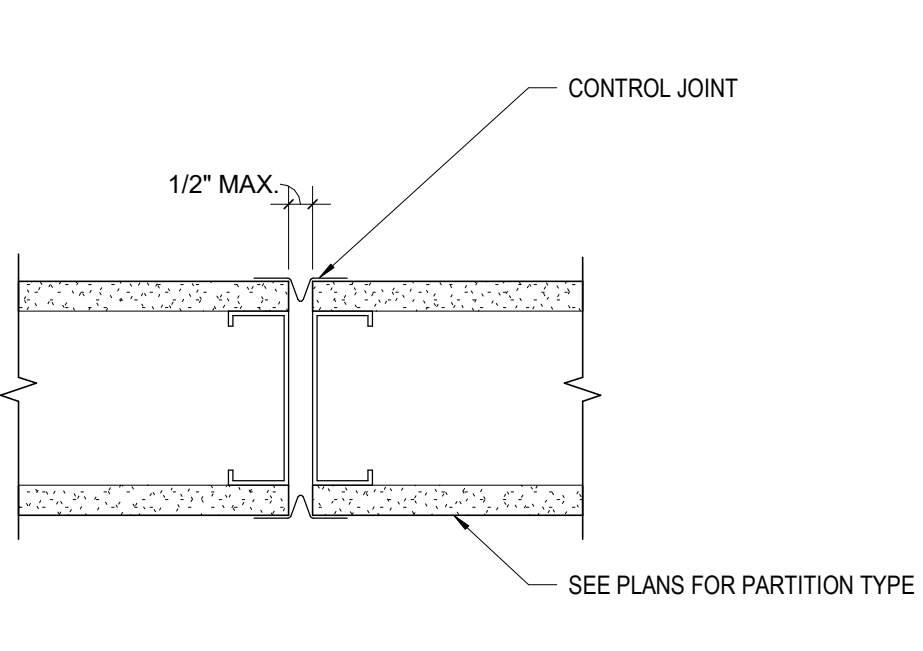


PER USE DETAIL

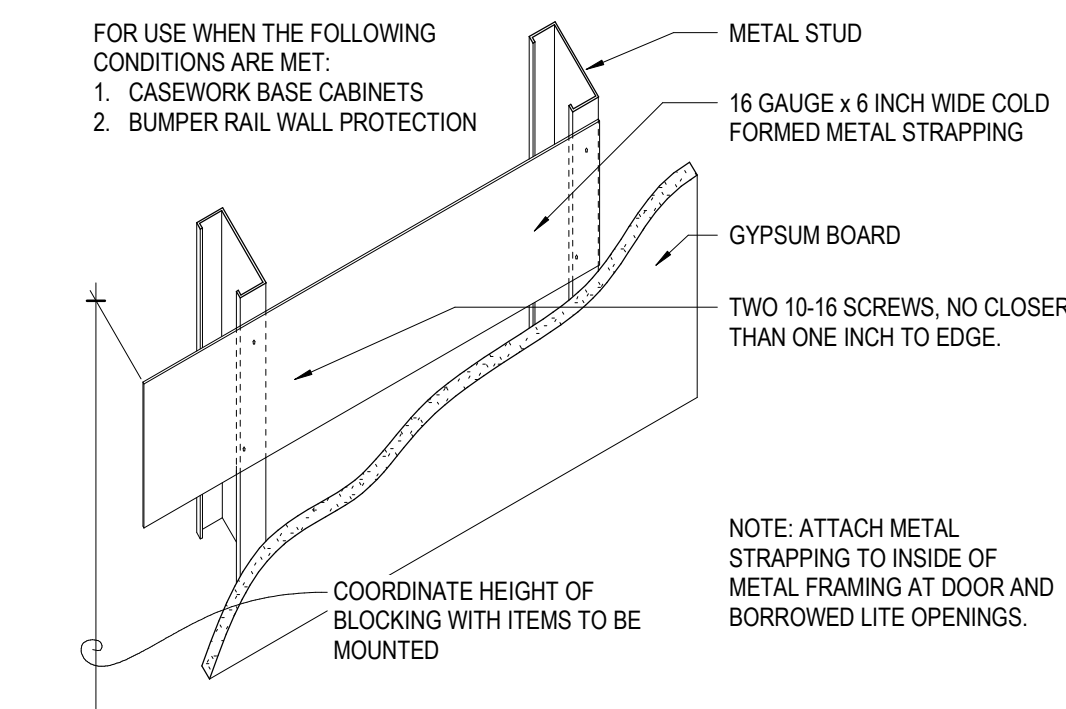
DETAIL 9B: ACOUSTICAL CONTROL JOINT



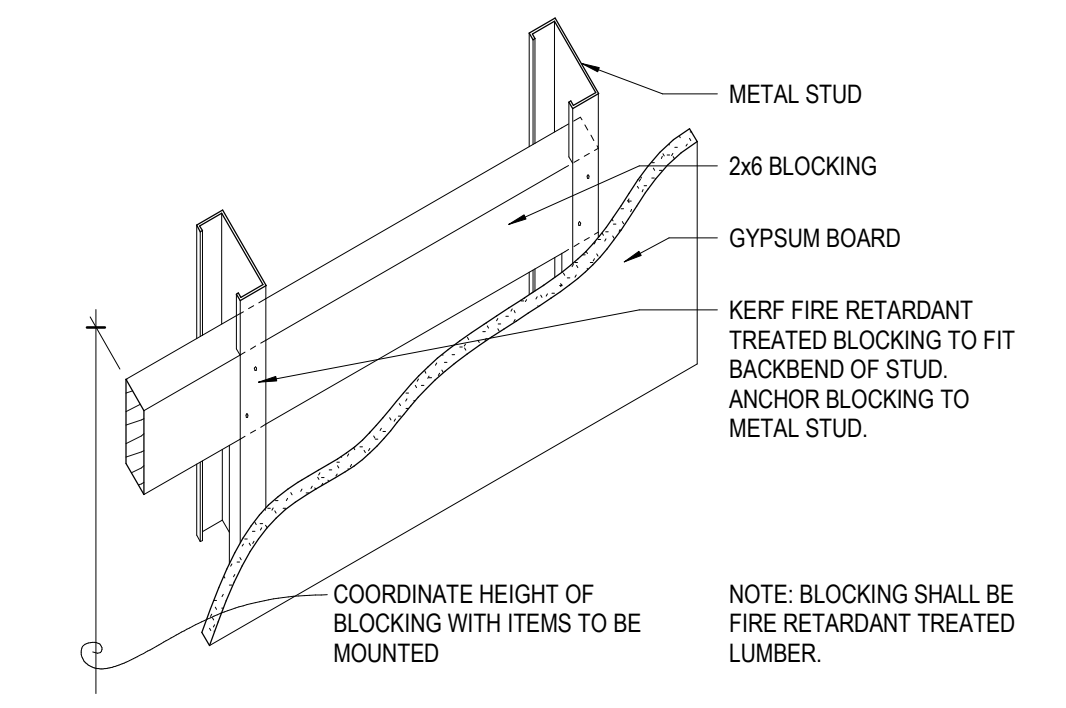
DETAIL 9A: TYPICAL CONTROL JOINT



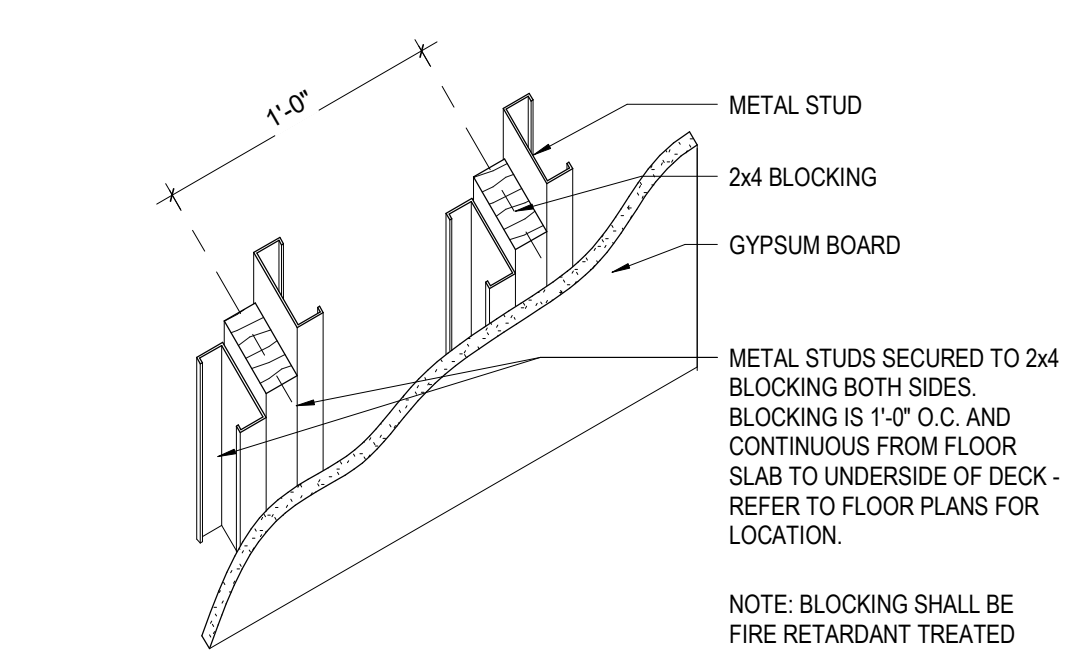
DETAIL 7D: METAL STRAPPING - VERTICAL / AXON



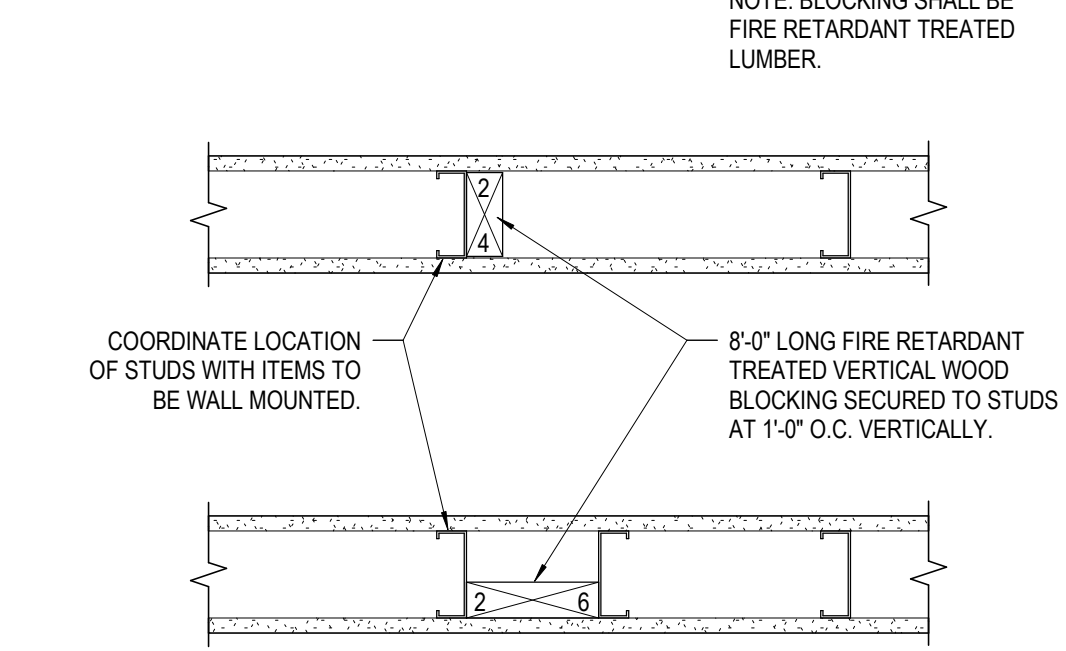
DETAIL 7C: WOOD BLOCKING - HORIZONTAL / AXON



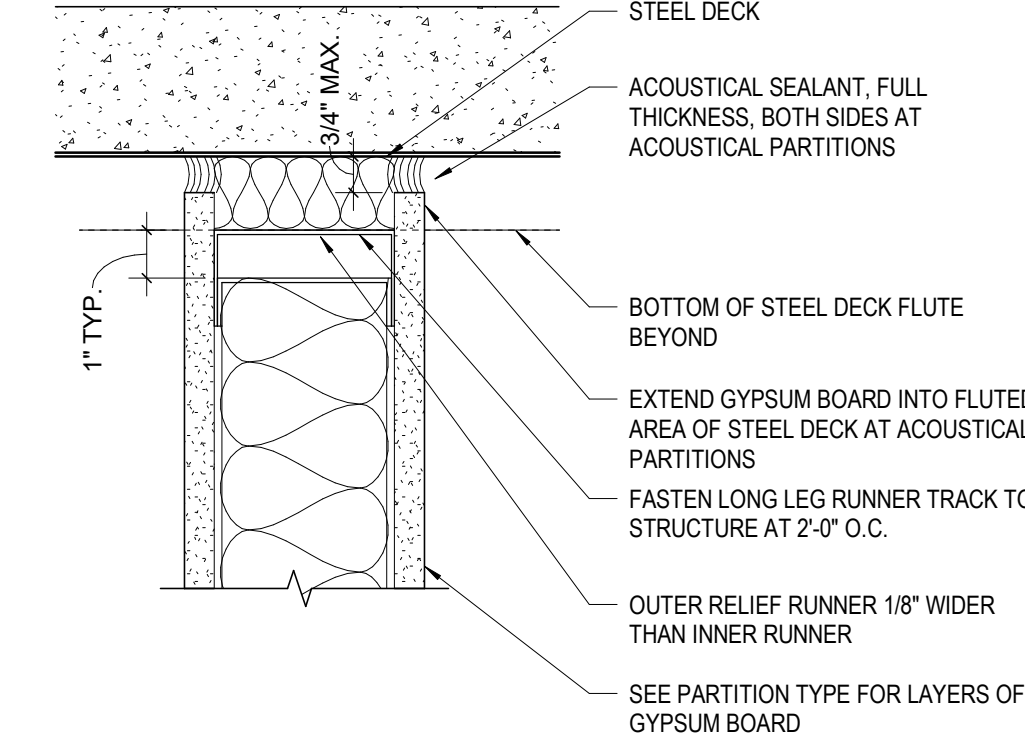
DETAIL 7B: WOOD BLOCKING - VERTICAL / AXON



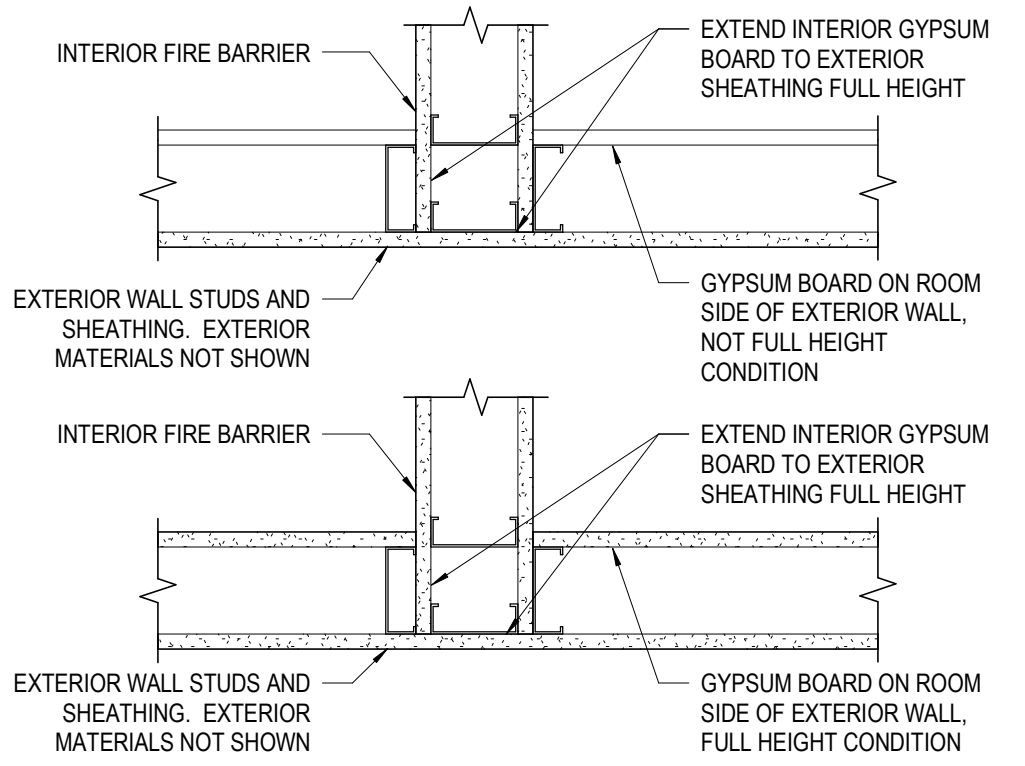
DETAIL 7A: WOOD BLOCKING - PLAN



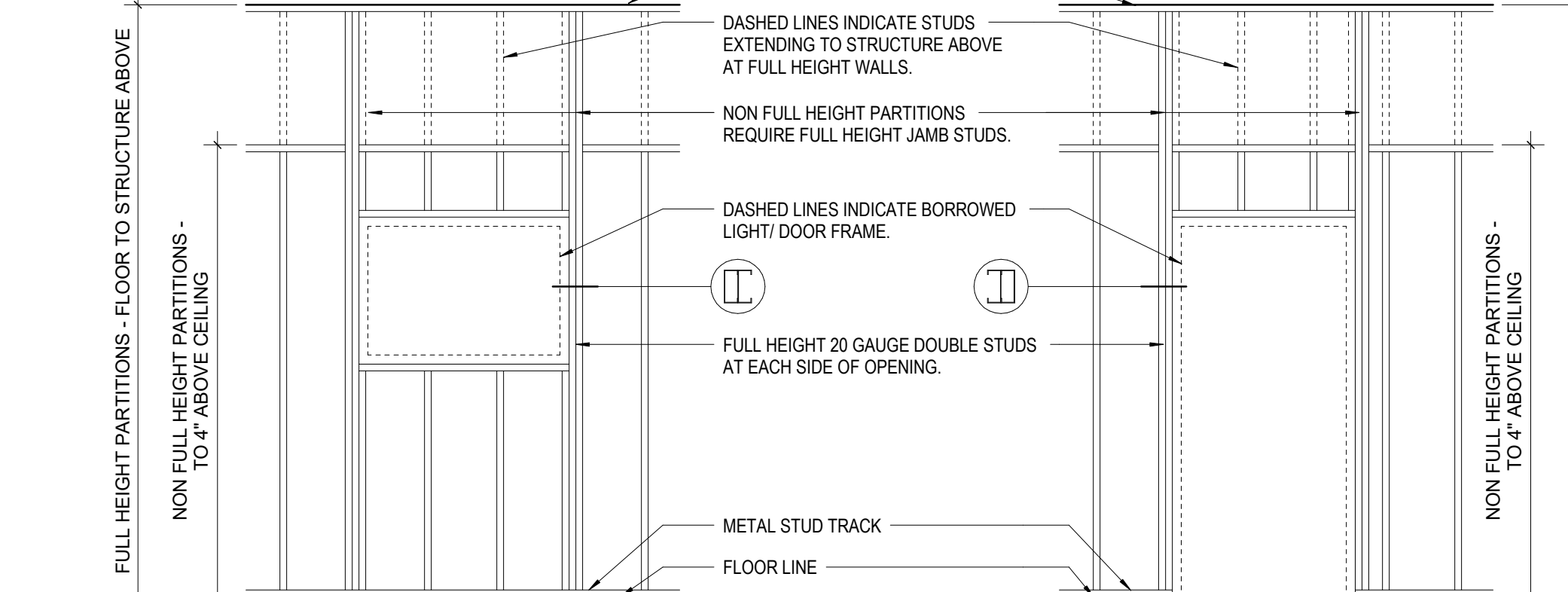
DETAIL 5B: STEEL DECK



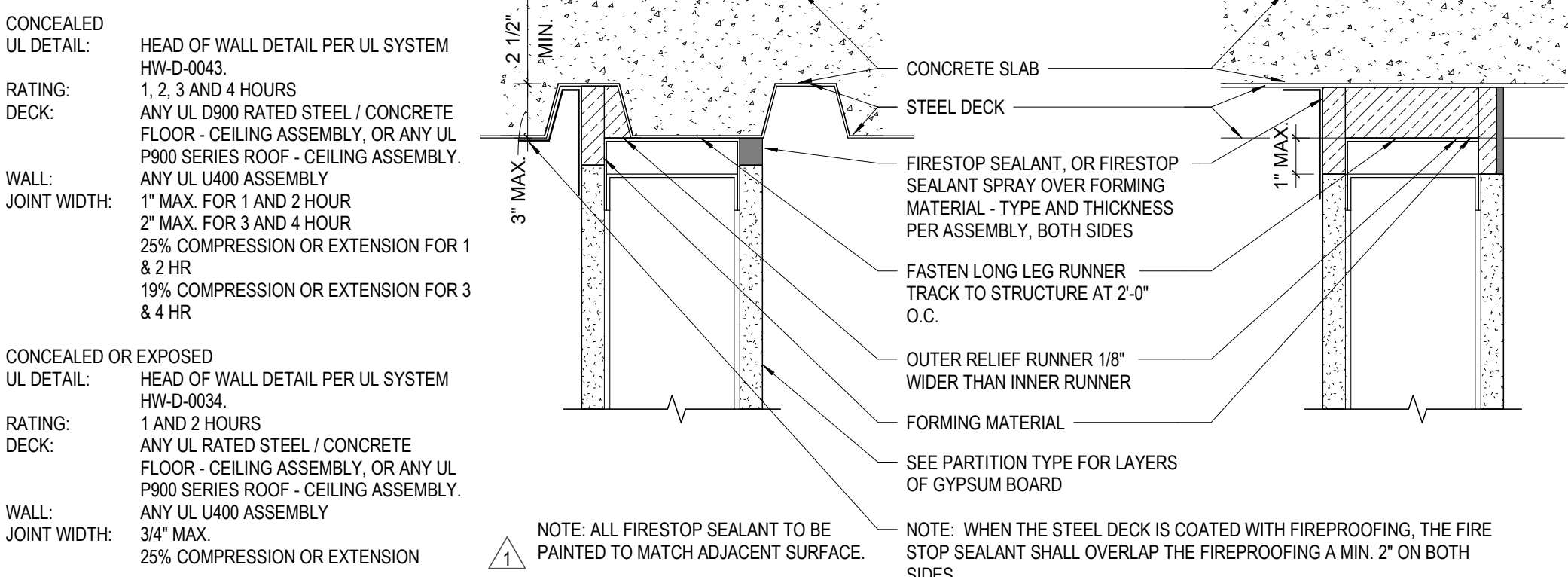
DETAIL 6: FIRE BARRIER AT EXTERIOR WALL



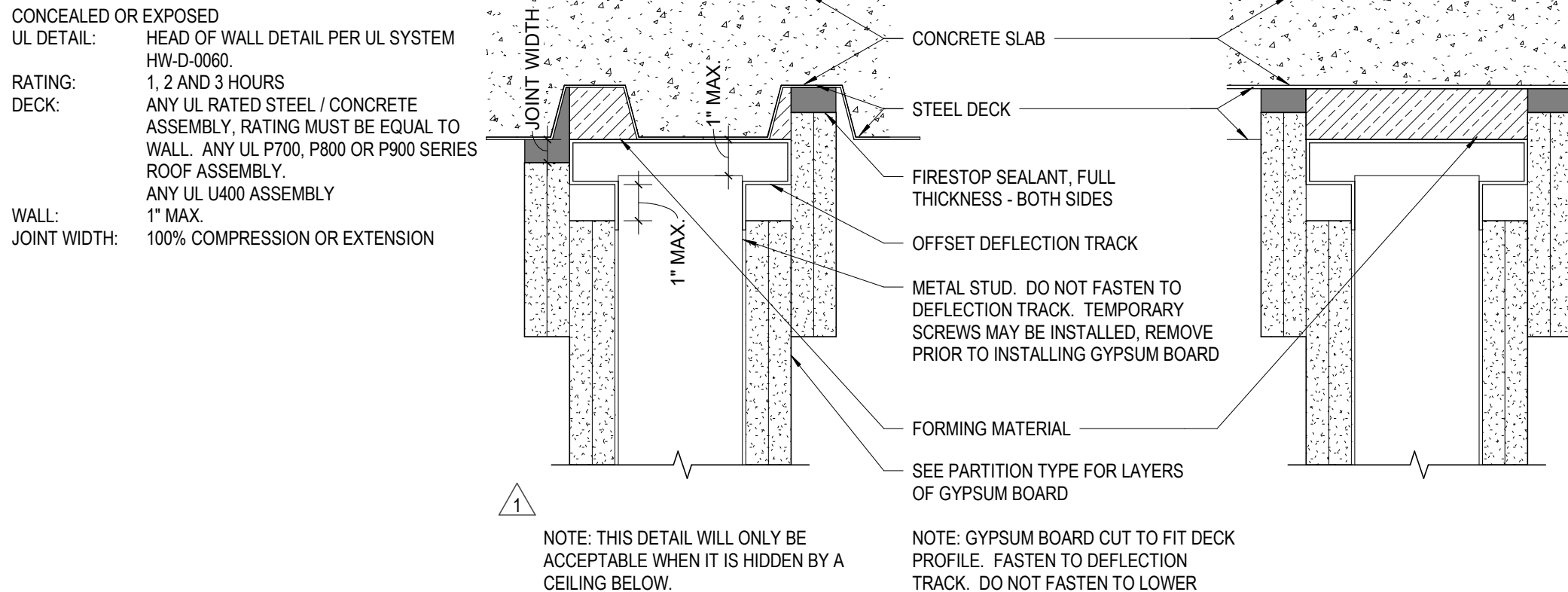
BORROWED LITE & DOOR OPENING FRAMING ELEVATION



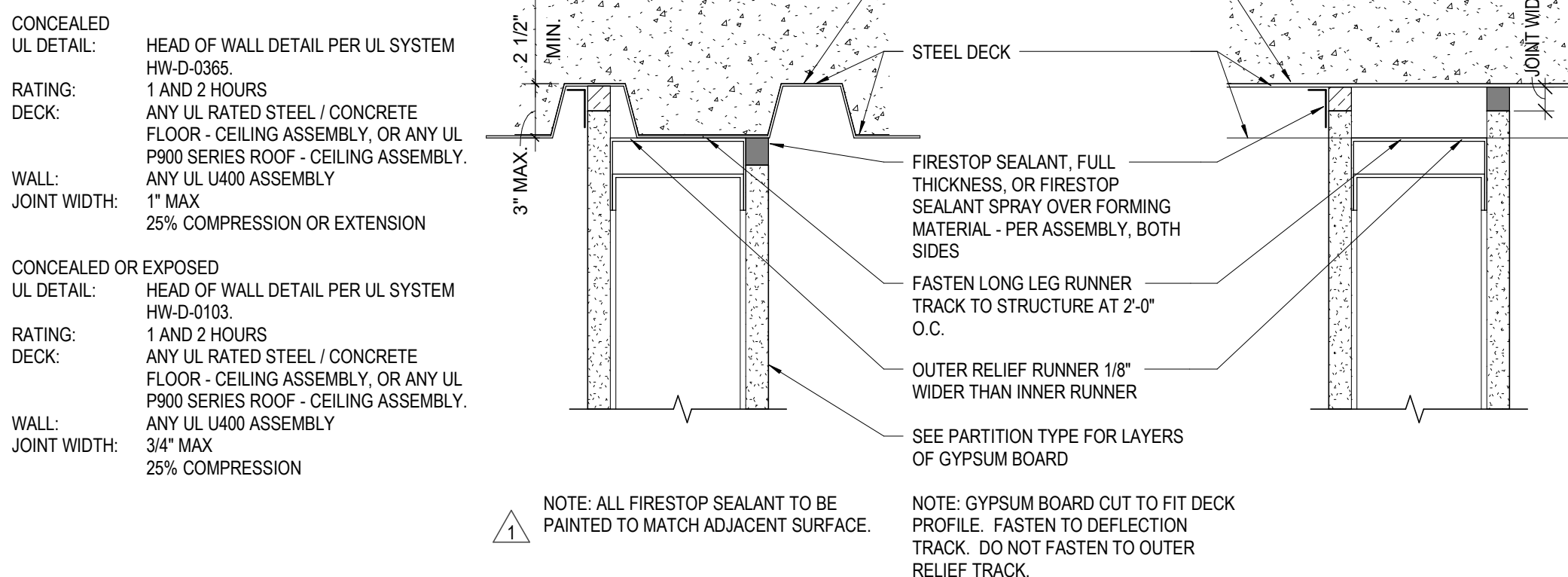
DETAIL 1C: STEEL DECK



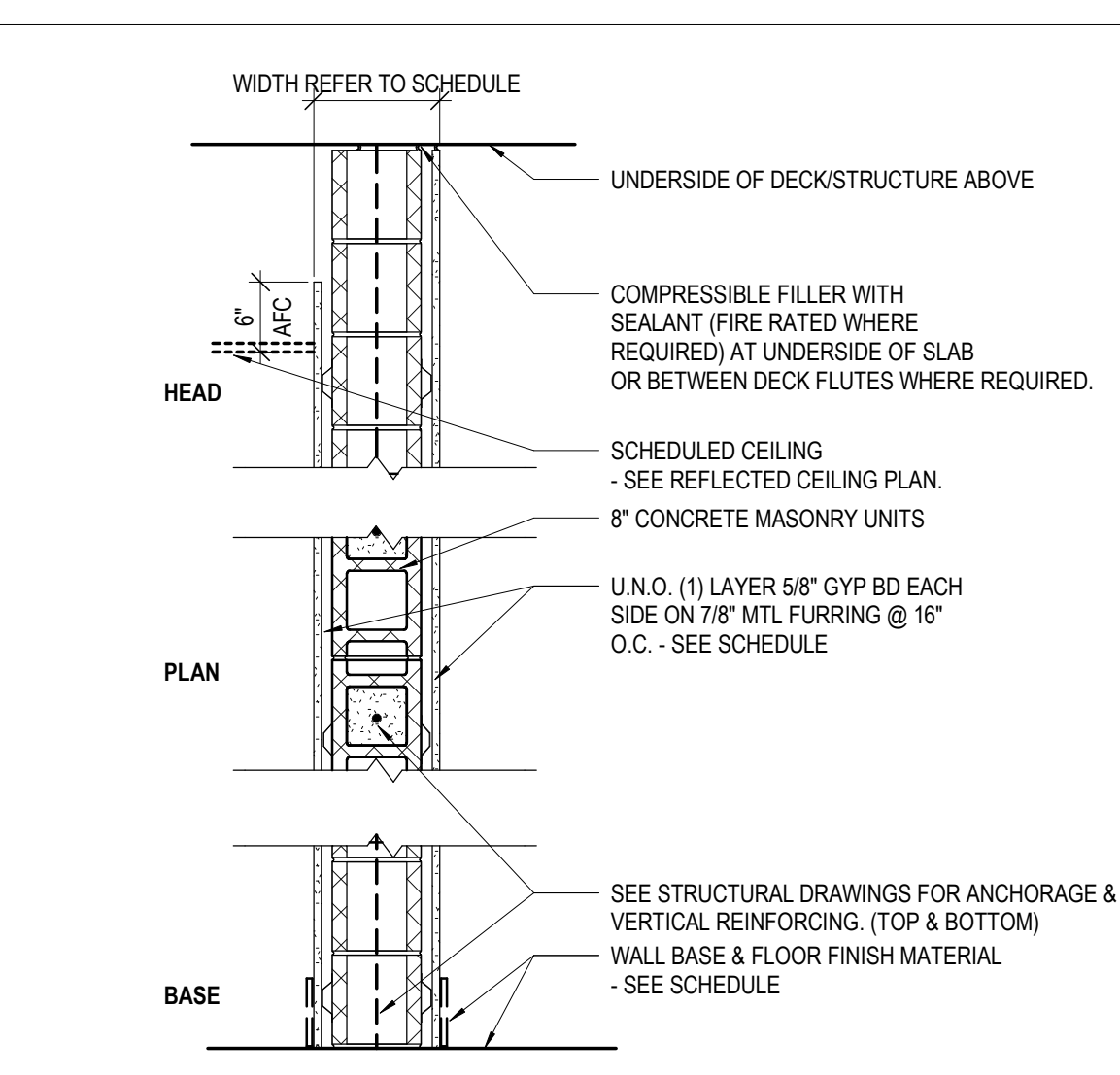
DETAIL 1B: STEEL DECK



DETAIL 1B: STEEL DECK

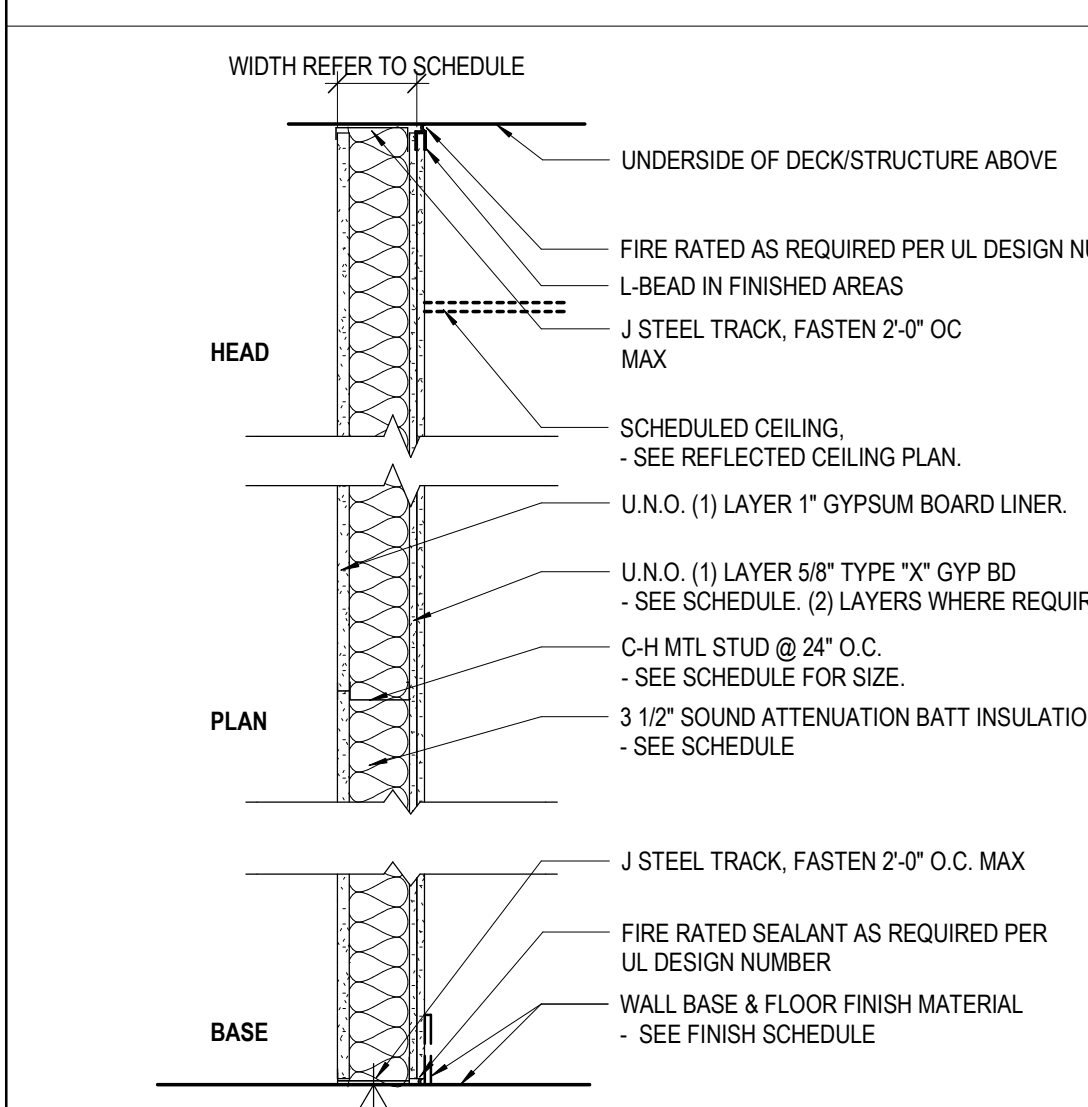


TYPE 8 - 8" CONCRETE MASONRY WALLS



TYPE	WIDTH	STUD WIDTH	GYP. BD. - 1 SIDE	GYP. BD. - 2 SIDES	FIRE RATING	UL #	STC RATING	SOUND INSUL.	CODED NOTES	COMMENTS
8K	7 5/8"	No	No	2HR	ULF U905	46+	No	08		7/8\"
8L	9 1/8"	Yes	No	2HR	ULF U905	46+	No	10		3 5/8\"
8X	11 7/8"	Yes	No	2HR	ULF U905	46+	No	10		

TYPE S - SHAFT WALL TYPES



TYPE	WIDTH	STUD WIDTH	GYP. BD. - 1 SIDE	GYP. BD. - 2 SIDES	FIRE RATING	UL #	STC RATING	SOUND INSUL.	CODED NOTES	COMMENTS
S4	5 1/4"	4"	No	Yes	Yes	ULF U437	43+	No	06	2 LAYERS OF TYPE "X" GYPSUM BOARD

GENERAL NOTES & WARNING

- ALL DIMENSIONS TO FACE OF WALL UNLESS NOTED.
- USE 5/8" WATER RESISTANT GYP. BD. ON ALL WET WALLS, UNLESS NOTED.
- USE CEMENT BOARD FOR ALL WALLS TO RECEIVE CERAMIC TILE, UNLESS NOTED.
- FIRE SAFE ALL JOINTS AND PENETRATIONS AT FIRE RATED PARTITIONS.
- UL NUMBERS LISTED APPLY ONLY TO THE TESTED MANUFACTURERS. EQUAL MANUFACTURERS EQUIVALENT ASSEMBLY INFORMATION MUST BE APPROVED BY ARCHITECT.
- INSULATION MUST EXTEND FULL HEIGHT OF PARTITION, WHERE SOUND ATTENUATION BATT IS INDICATED IN PARTITIONS, INSTALL ACOUSTIC SEALANT AT BOTH SIDES, ALONG THE TOP AND BOTTOM, AND AT INTERSECTING PARTITIONS.
- WHERE 3 5/8", 4" OR 6" STUD WALLS ARE INDICATED, SEE SPECIFICATIONS FOR HEIGHT LIMITS.
- REFER TO FINISH SCHEDULE FOR FINISHES.
- PROVIDE ACOUSTIC SEALANT AT TOP & BOTTOM OF PARTITION AS REQUIRED BY STC RATING.


CODED NOTE LEGEND

- BRACE EACH STUD @ 4'-0" O.C. TO BACK-UP WALL FOR ENTIRE HEIGHT OF PARTITION.
- BRACE EACH STUD @ 8'-0" O.C. TO BACK-UP WALL FOR ENTIRE HEIGHT OF PARTITION.
- SMOKE TIGHT SEAL SHALL BE PROVIDED AT TOP, BOTTOM AND ENDS OF WALL AND AT ALL PENETRATIONS.
- FULL HEIGHT PARTITION, TERMINATE GYP. BD. AND STUDS AT DECK/STRUCTURE ABOVE.
- STOP GYP. BD. AND STUDS 6" A/C. BRACE PARTITION TO DECK/STRUCTURE PER METAL STUD MANUFACTURER DESIGN LOADING CRITERIA.
- FULL HEIGHT SHAFT WALL, TERMINATE GYP. BD. AND STUDS AT DECK/STRUCTURE ABOVE.
- FULL HEIGHT PARTITION, TERMINATE GYP. BD., PLYWOOD AND STUDS AT DECK/STRUCTURE ABOVE.
- FULL HEIGHT PARTITION, TERMINATE CMU AT DECK/STRUCTURE ABOVE.
- STOP CMU FULL COURSE ABOVE FINISH CEILING. BRACE WALL TO STRUCTURE PER STRUCTURAL DRAWINGS.
- FULL HEIGHT PARTITION, TERMINATE CMU AT DECK ABOVE. STOP FURRING AND GYP. BD. @ 6" ABOVE FINISHED CEILING.
- STOP WALL FULL COURSE ABOVE FINISH CEILING. BRACE WALL TO STRUCT. PER STRUCTURAL DRAWINGS.
- WALLS WILL NOT CONTINUE TO LEVEL 2 DECKING BUT WILL SUPPORT AN INDEPENDENT CEILING AT COMMON AREA KITCHEN. SEE SECTION VIEW AT KITCHEN.

#	DATE	CHANGE DESCRIPTION
1	02/14/2020	ADDENDUM #1
2	02/21/2020	ADDENDUM #3



**NEW RESIDENCE HALL**  
KENTON DRIVE & CARROLL DRIVE  
HIGHLAND HEIGHTS, KY 41099  
FOR  
**NORTHERN KENTUCKY UNIVERSITY**




434 MADISON AVENUE  
COVINGTON, KY 41011  
PHONE: (859) 957-1277  
FAX: (859) 957-1280



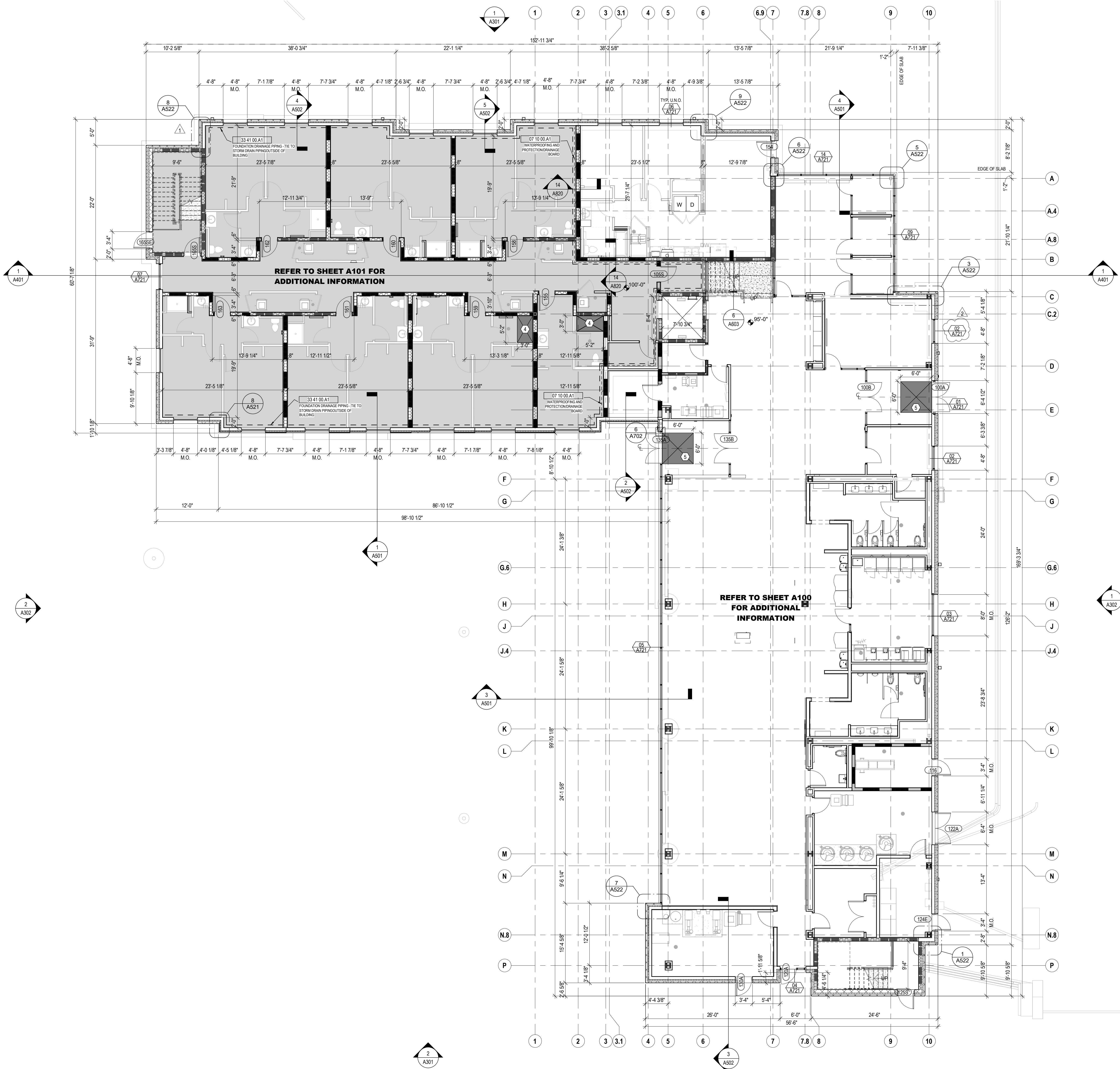
269 W Main St.  
Suite 500  
Lexington, KY 40507 USA  
877-929-1400  
www.lordaeksgargent.com

DRAWING TITLE:  
**WALL TYPES AND DETAILS**

JANUARY 30, 2020  
DRAWN BY: xxx CHECKED BY: DCB  
#18237  
**G007**  
BID & PERMIT SUBMITTAL



1 LEVEL 01 - FLOOR PLAN  
1/8" = 1'-0"



STATE OF KENTUCKY APPROVAL

FLOOR PLAN GENERAL NOTES

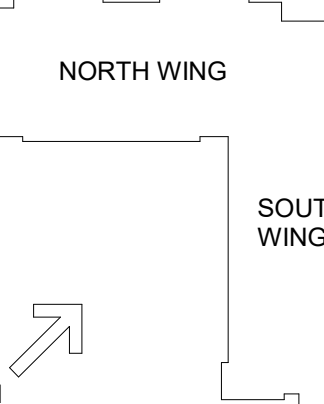
- ALL INTERIOR WALL DIMENSIONS ARE TO FACE OF FRAMING (UNLESS NOTED OTHERWISE).
- PERIMETER DIMENSIONS ARE TO FACE OF MASONRY/FACE OF FOUNDATION (UNLESS NOTED OTHERWISE).
- WHERE APPLICABLE RESILIENT CHANNEL SHALL BE INSTALLED PER THE WALL TYPE ON THE CORRIDOR SIDE OF THE WALL WHERE A CORRIDOR IS NOT INVOLVED THE LOCATION SIDE OF THE WALL TAG DETERMINES THE LOCATION SIDE OF THE RESILIENT CHANNEL AS SHOWN IN THE A120s ENLARGED PLANS EXPLICITLY. NOTIFY THE ARCHITECT IMMEDIATELY IF ANY DISCREPANCIES ARE DETERMINED.
- 1HR RATING IS REQUIRED AT LOAD BEARING WALLS & PRIMARY STEEL FRAME MEMBERS BETWEEN LEVELS 0 & LEVEL 2.
- SEE STRUCTURAL DRAWINGS FOR LOCATIONS OF ALL STEEL REINFORCING IN WALL & FLOOR CONSTRUCTION.
- SEE FINISH SCHEDULE FOR ADDITIONAL INFORMATION OF LOCATIONS AND TYPES OF FINISH MATERIALS.
- SEE ELEVATIONS AND STRUCTURAL DRAWINGS FOR LOCATIONS OF EXPANSION & CONTROL JOINTS. CONTRACTOR SHALL PROVIDE ADDITIONAL INTERIOR CONTROL JOINTS AS REQUIRED TO COMPLY WITH MAXIMUM SPACING REQUIREMENTS IN SPECIFICATIONS AND NATIONAL MASONRY INSTITUTE. SEE DETAILS ON G007.
- MECHANICAL & ELECTRICAL EQUIPMENT SHALL BE ON HOUSEKEEPING PADS. PADS ARE TO BE PROVIDED BY THE TRADE SUPPLYING THE EQUIPMENT. SEE MECHANICAL AND ELECTRICAL DRAWINGS FOR ADDITIONAL INFORMATION. WORK TO BE COORDINATED THROUGH THE GENERAL TRADES CONTRACTOR. PADS 4" MIN. 4" THICK W/ W.F. (UNLESS NOTED OTHERWISE).
- REFER TO A800 SHEETS FOR TYPICAL UNIT PLANS, RCP'S & FINISHES.
- FOR UNIT DOORS REFER TO UNIT DOOR SCHEDULE ON SHEET A701. DOOR NUMBERS FOR UNIT ENTRY DOORS CORRESPOND WITH DOOR A/A1 ON UNIT DOOR SCHEDULE.

CODED NOTE LEGEND

- ALIGN FINISH FACE OF DEMISING WALL WITH FINISH FACE OF EXTERIOR WALL.
- 2-HOUR RATED MECHANICAL SHAFT. SEE SHEETS A002, A003, & A131 SHAFT PLANS AND SECTIONS.
- PROVIDE BLOCKING, POWER, DATA & HDMI FOR TV (F/O/I) & MOUNTING BRACKET (F/O/I). CONFIRM LOCATION WITH OWNER. SEE SHEET A800.
- SLAB RECESS AT ROLL-IN SHOWERS. COORDINATE WITH SHOWER PLANS.
- SLAB RECESS AT WALK OFF MAT. COORDINATE WITH MAT MFR.
- EDGE OF SLAB (E.O.S.) DIMENSIONS APPLY TO ALL FLOORS 2 - 6. SEE SHEET A003.

RATED WALL LEGEND


- |  |  |
|--|--|
|  | 1 HOUR RATED FIRE PARTITION TO DECK                        |
|  | 1 HOUR RATED BEARING WALL AND FIRE RATED PARTITION TO DECK |
|  | 1 HOUR RATED BEARING WALL TO DECK                          |
|  | 1 HOUR RATED FIRE BARRIER AND BEARING WALL TO DECK         |
|  | 1 HOUR RATED FIRE BARRIER TO DECK                          |
|  | 2 HOUR RATED FIRE BARRIER TO DECK                          |
|  | 2 HOUR RATED FIRE BARRIER AND BEARING WALL TO DECK         |



#	DATE	CHANGE DESCRIPTION
1	02/14/2020	ADDENDUM #1
2	02/21/2020	ADDENDUM #3




**NEW RESIDENCE HALL**  
KENTON DRIVE & CARROLL DRIVE  
HIGHLAND HEIGHTS, KY 41099  
FOR  
**NORTHERN KENTUCKY UNIVERSITY**

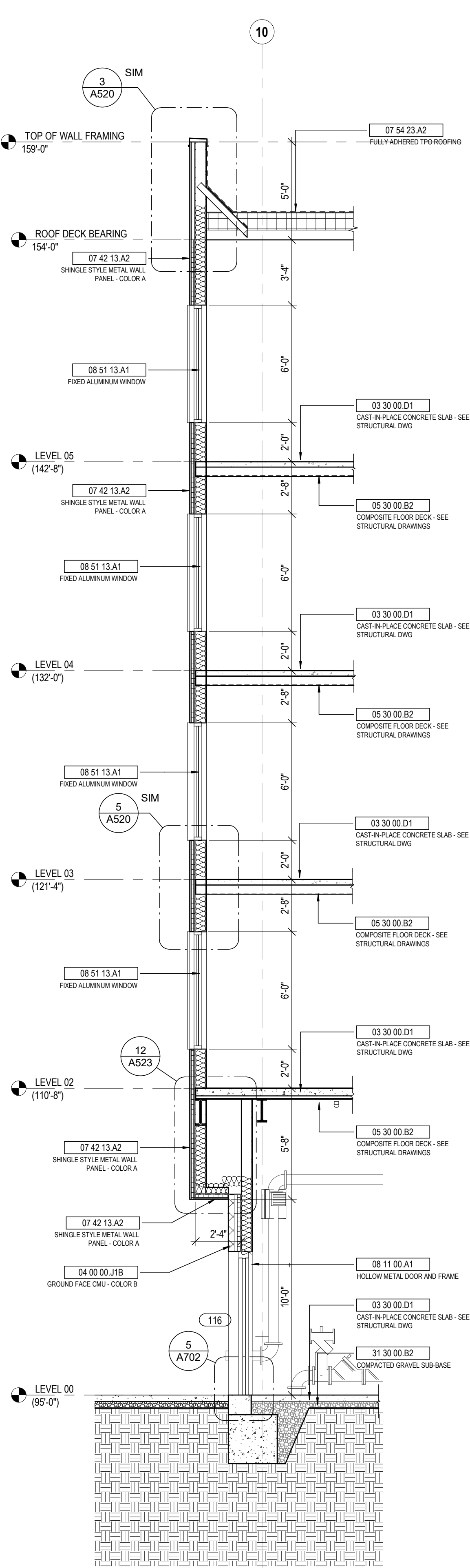


434 MADISON AVENUE  
COVINGTON, KY 41011  
PHONE: (859) 957-1277  
FAX: (859) 957-1280

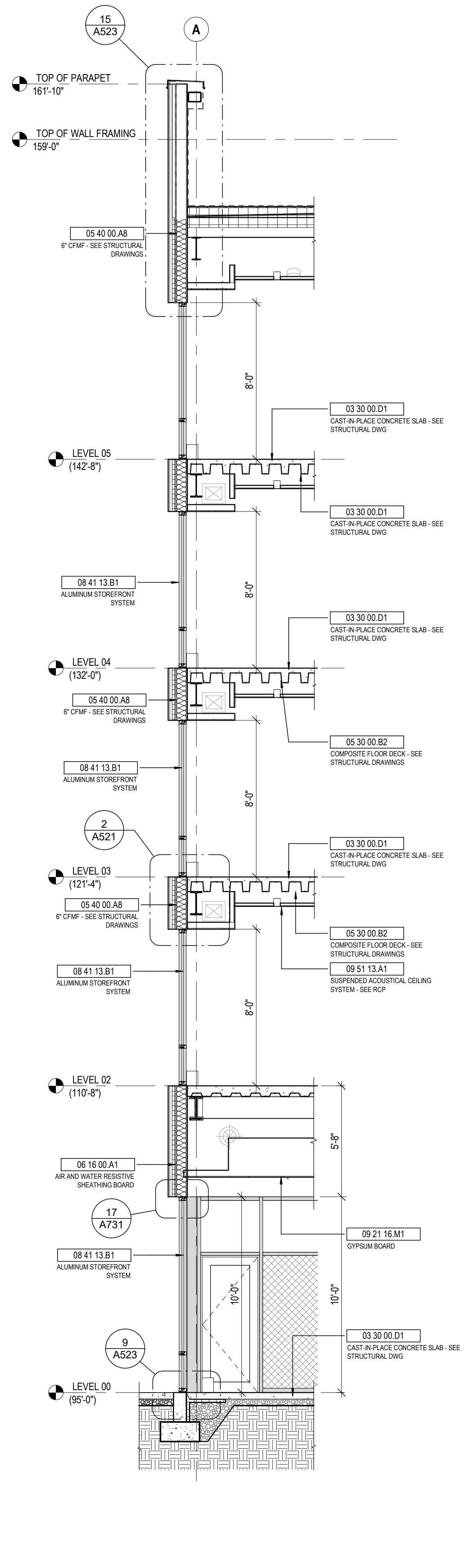
DRAWING TITLE:  
LEVEL 00 / LEVEL 01 - FLOOR PLAN



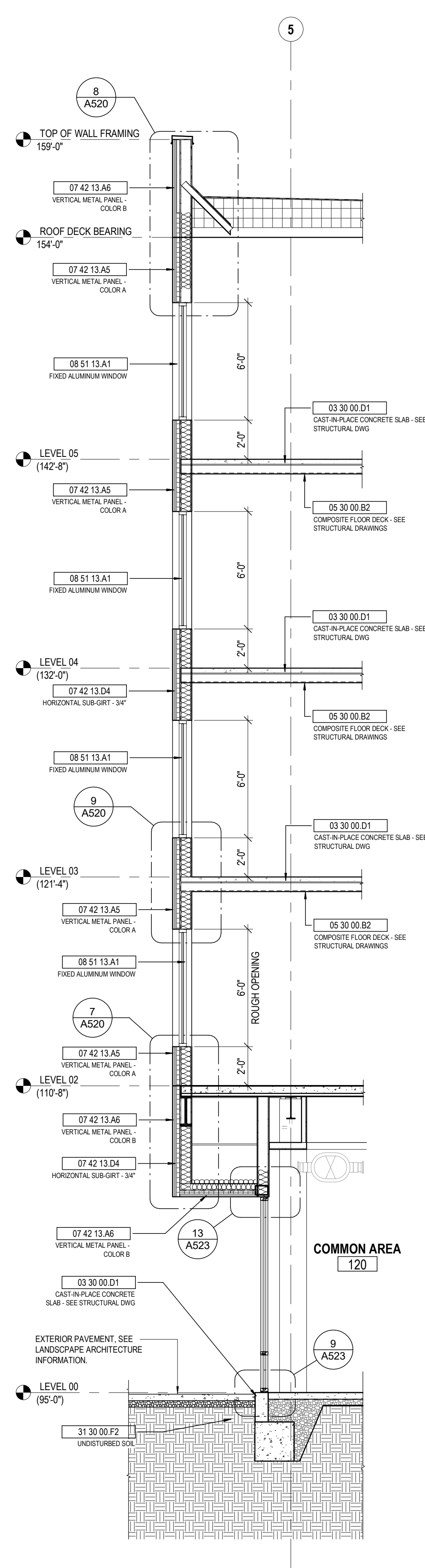
JANUARY 30, 2020	
DRAWN BY: Author	CHECKED BY: DCB
#18237	
<b>A001</b>	
BID & PERMIT SUBMITTAL	



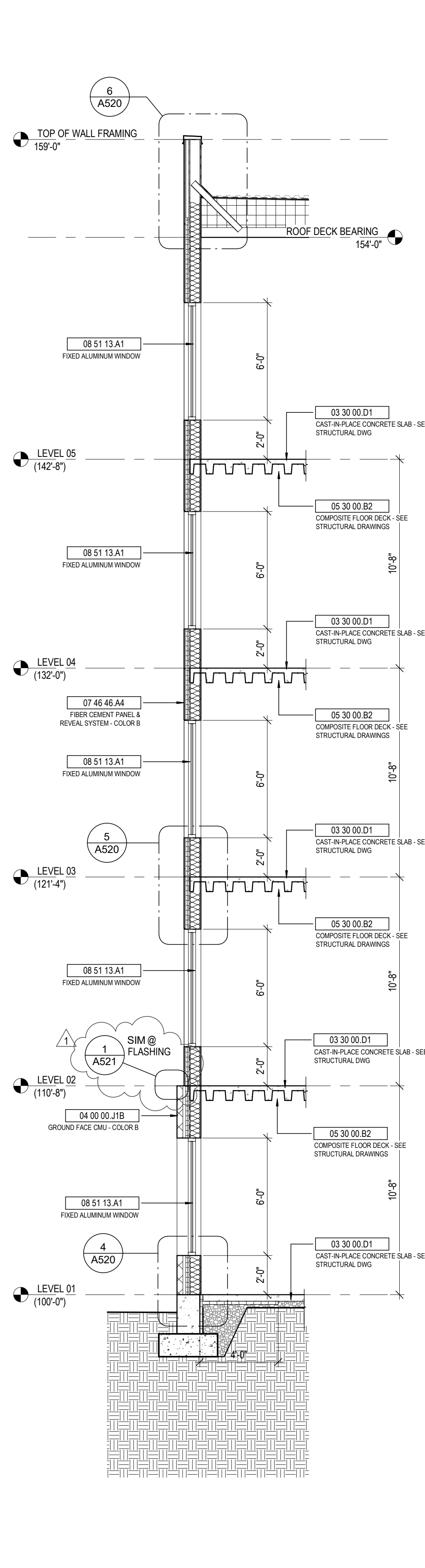
**5 SECTION** EAST WALL OF EAST WING  
1/4" = 1'-0" REF: 1 / A002



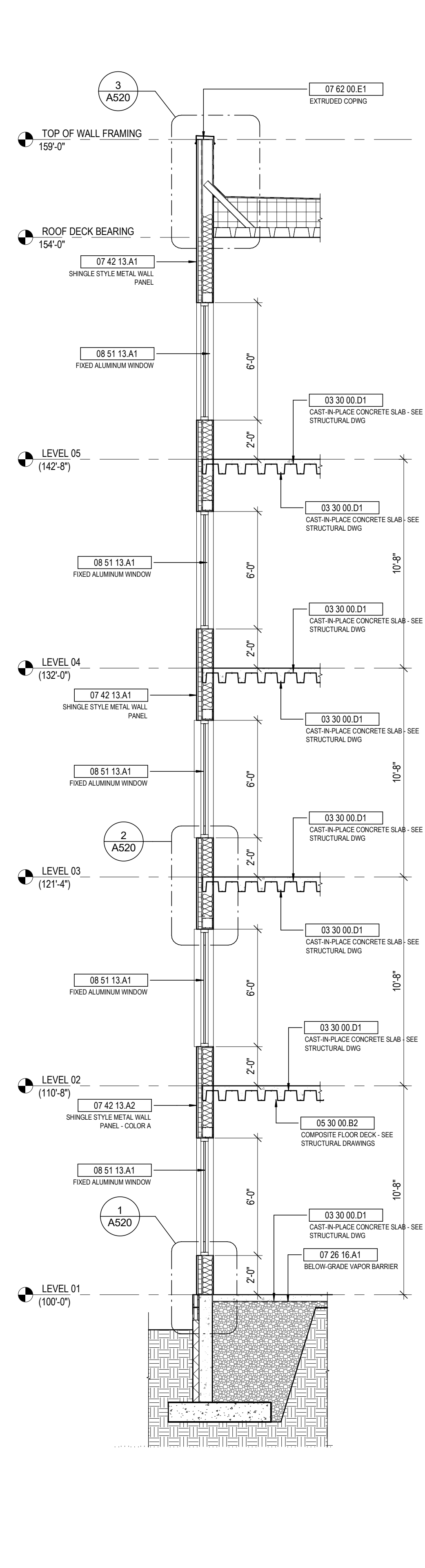
**4 SECTION** STOREFRONT  
1/4" = 1'-0" REF: 1 / A001



**3 SECTION** WEST WALL OF EAST WING  
1/4" = 1'-0" REF: 1 / A001



**2 SECTION** FIBER CEMENT PANEL / CMU VENEER BASE  
1/4" = 1'-0" REF: 1 / A002



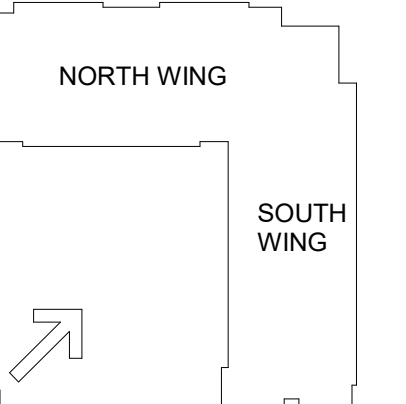
**1 SECTION** SHINGLE STYLE METAL WALL PANEL  
1/4" = 1'-0" REF: 1 / A001

GENERAL NOTES - WALL SECTIONS

1. X

KEYNOTE LEGEND

KEY VALUE	KEYNOTE TEXT
03 30 00 D1	CAST-IN-PLACE CONCRETE SLAB - SEE STRUCTURAL DWG
04 00 00 J1B	GROUND FACE CMU - COLOR B
05 30 00 B2	COMPOSITE FLOOR DECK - SEE STRUCTURAL DRAWINGS
05 40 00 A8	6" CFMF - SEE STRUCTURAL DRAWINGS
06 16 00 A1	AIR AND WATER RESISTIVE SHEATHING BOARD
07 26 16 A1	BELOW-GRADE VAPOR BARRIER
07 42 13 A1	SHINGLE STYLE METAL WALL PANEL
07 42 13 A5	VERTICAL METAL PANEL - COLOR A
07 42 13 A6	VERTICAL METAL PANEL - COLOR B
07 42 13 D4	HORIZONTAL SUB-GRT - 3/4"
07 46 46 A4	FIBER CEMENT PANEL & REVEAL SYSTEM - COLOR B
07 54 23 A2	FULLY ADHERED TPO ROOFING
07 62 00 E1	EXTRUDED COPING
08 11 00 A1	HOLLOW METAL DOOR AND FRAME
08 41 13 B1	ALUMINUM STOREFRONT SYSTEM
08 51 13 A1	FIXED ALUMINUM WINDOW
09 21 16 M1	GYPSUM BOARD
09 51 13 A1	SUSPENDED ACOUSTICAL CEILING SYSTEM - SEE RCP
31 30 00 B2	COMPACTED GRAVEL SUB-BASE
31 30 00 F2	UNDISTURBED SOIL



#	DATE	CHANGE DESCRIPTION
1	02/21/2020	ADDENDUM #3




**NEW RESIDENCE HALL**  
KENTON DRIVE & CARROLL DRIVE  
HIGHLAND HEIGHTS, KY 41099  
FOR  
**NORTHERN KENTUCKY UNIVERSITY**



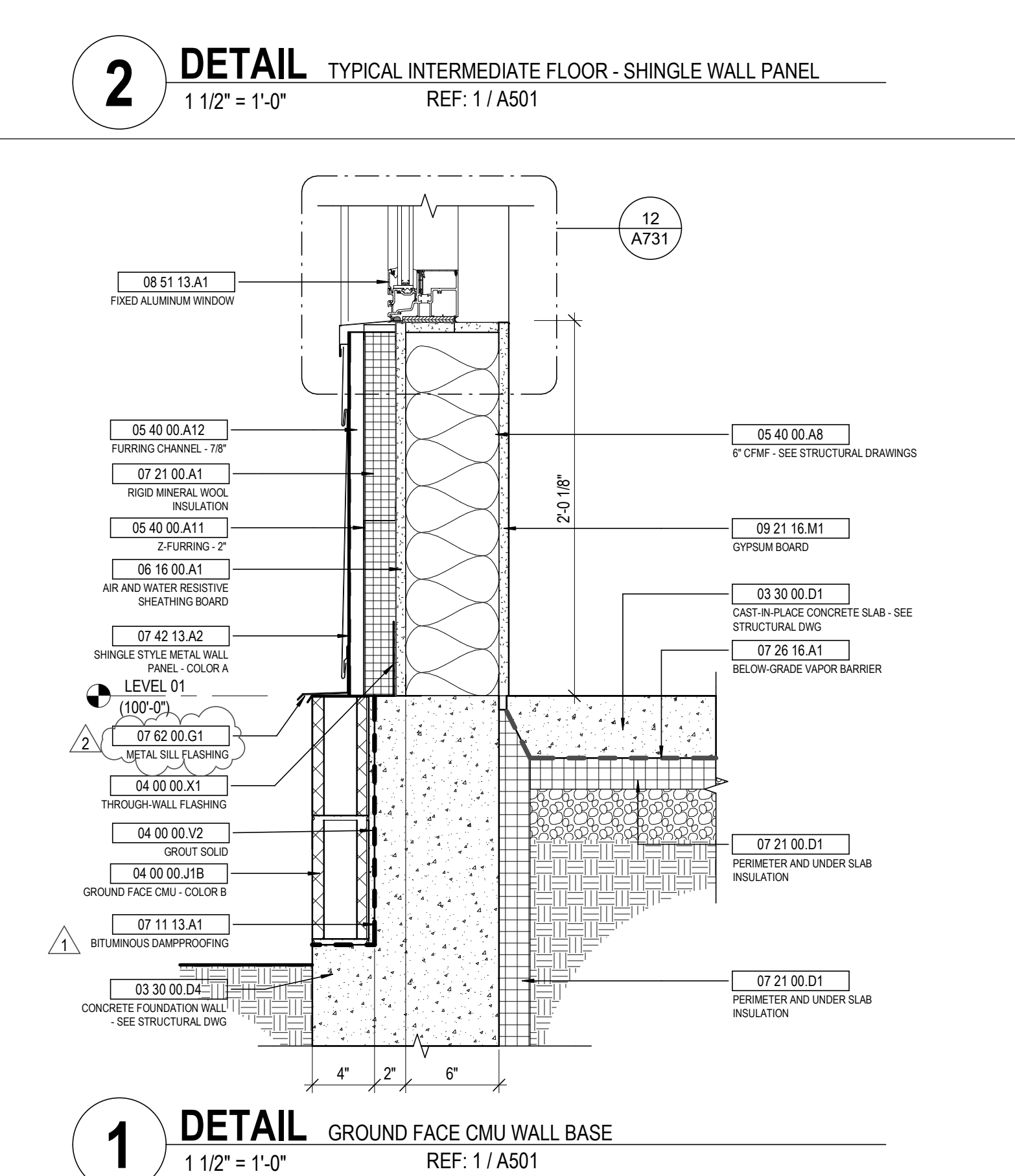
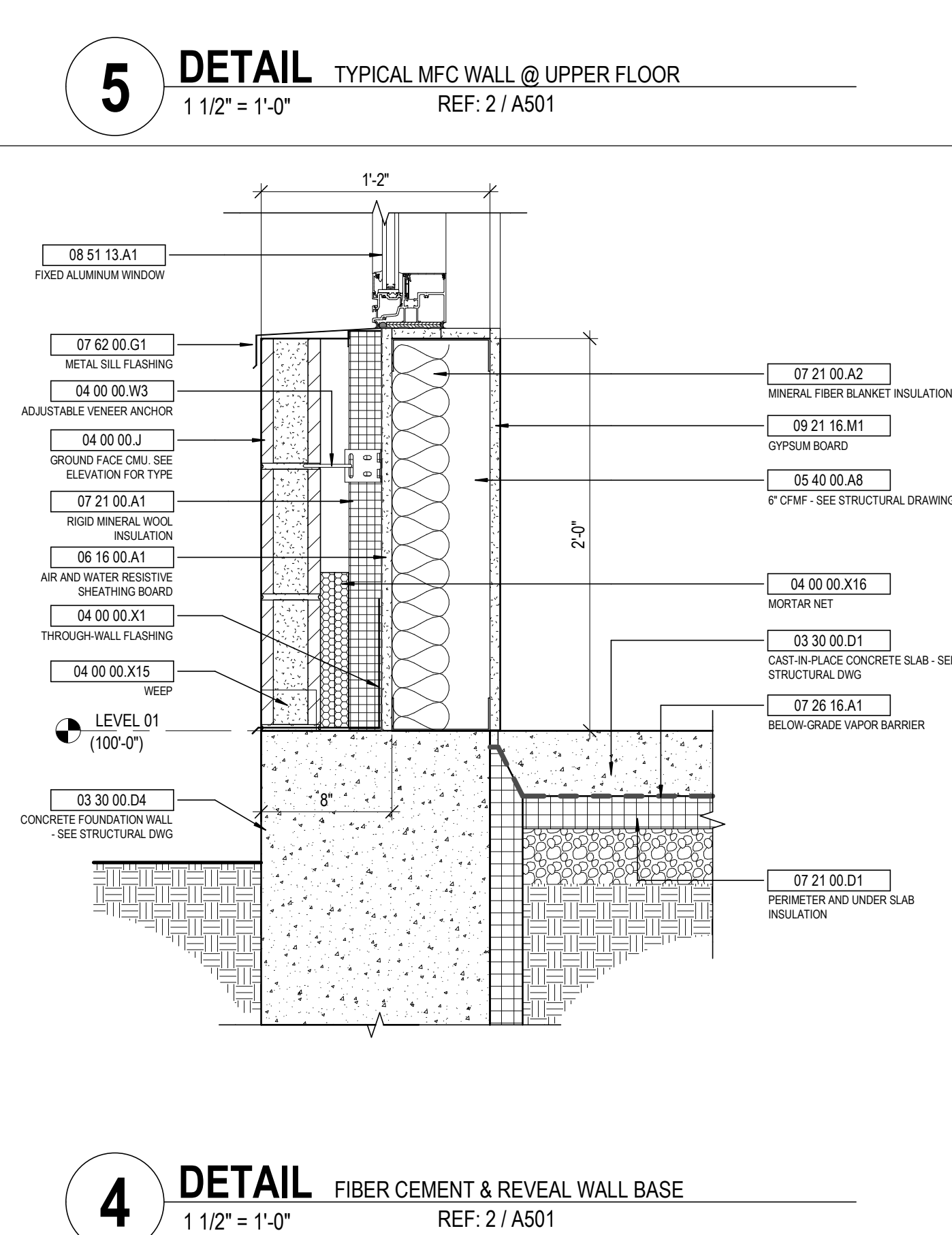
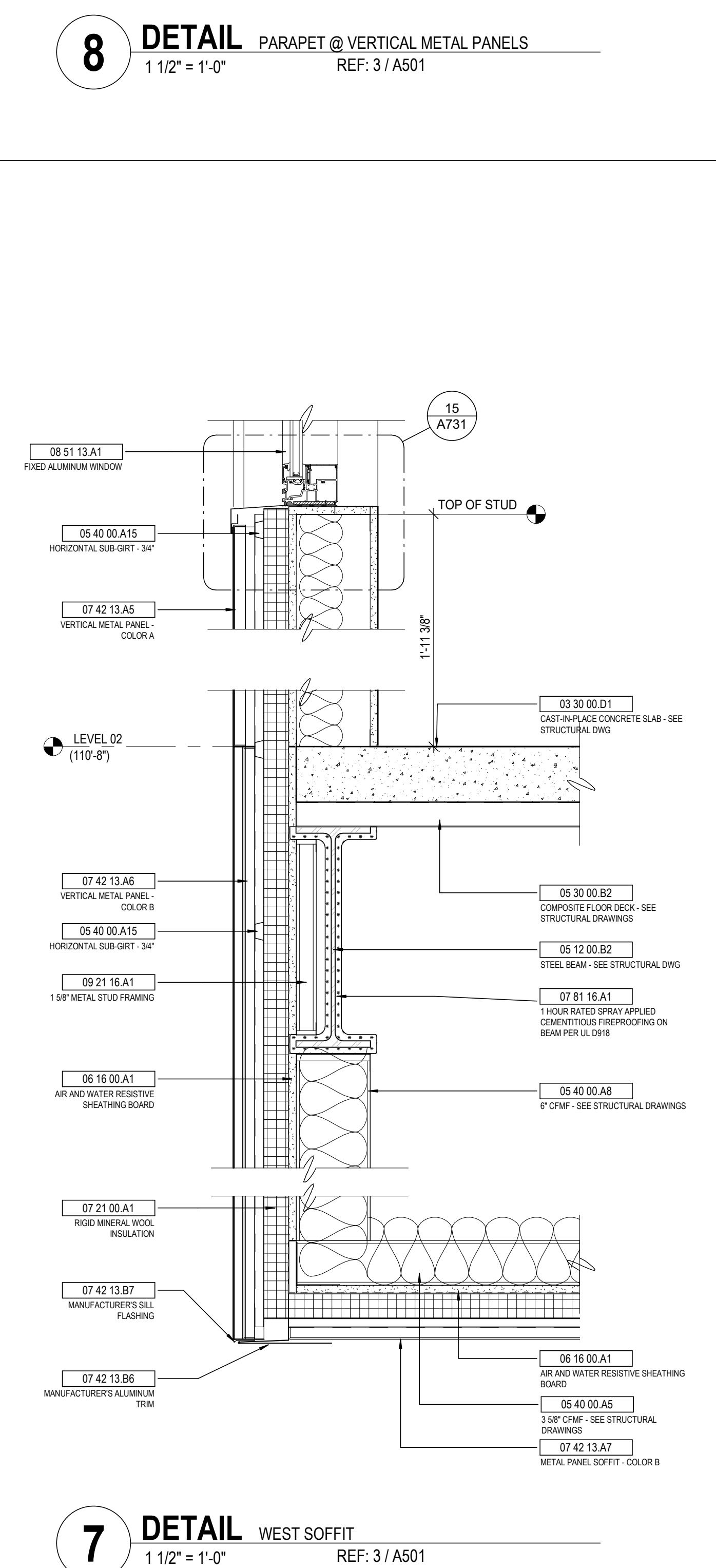
434 MADISON AVENUE  
COVINGTON, KY 41011  
PHONE: (859) 957-1277  
FAX: (859) 957-1280

DRAWING TITLE:

WALL SECTIONS




JANUARY 30, 2020  
DRAWN BY XXX CHECKED BY XXX  
#18237  
**A501**  
BID & PERMIT SUBMITTAL



DRAWING TITLE

EXTERIOR DETAILS



JANUARY 30, 2020

DRAWN BY: XXXX

CHECKED BY: XXXX

#18237

A520

BID & PERMIT SUBMITTAL

**12 DETAIL** OUTSIDE CORNER METAL PANEL. INSIDE CORNER METAL PANEL TO FIBER CEMENT  
1 1/2" = 1'-0" REF: 1 / A002

**9 DETAIL** OUTSIDE CORNER METAL PANELS. INSIDE CORNER PANELS TO FIBER CEMENT  
1 1/2" = 1'-0" REF: 1 / A002

**6** **DETAIL** Section 41 - Callout 4  
1 1/2" = 1'-0" REF: 3 / A502

**3** **DETAIL** FIBER CEMENT PANEL & STOREFRONT @ INTERMEDIATE FLOORS  
1 1/2" = 1'-0" REF: 1 / A502

**11 DETAIL** OUTSIDE CORNER METAL PANEL. INSIDE CORNER METAL PANEL TO SIDING  
1 1/2" = 1'-0" REF: 1 / A002

**8** **DETAIL** OUTSIDE CORNER SHINGLES. INSIDE CORNER SHINGLE TO CMU  
1 1/2" = 1'-0" REF: 1 / A001

**5 DETAIL** FIBER CEMENT PANELS AT FLOOR  
1 1/2" = 1'-0" REF: 3 / A502

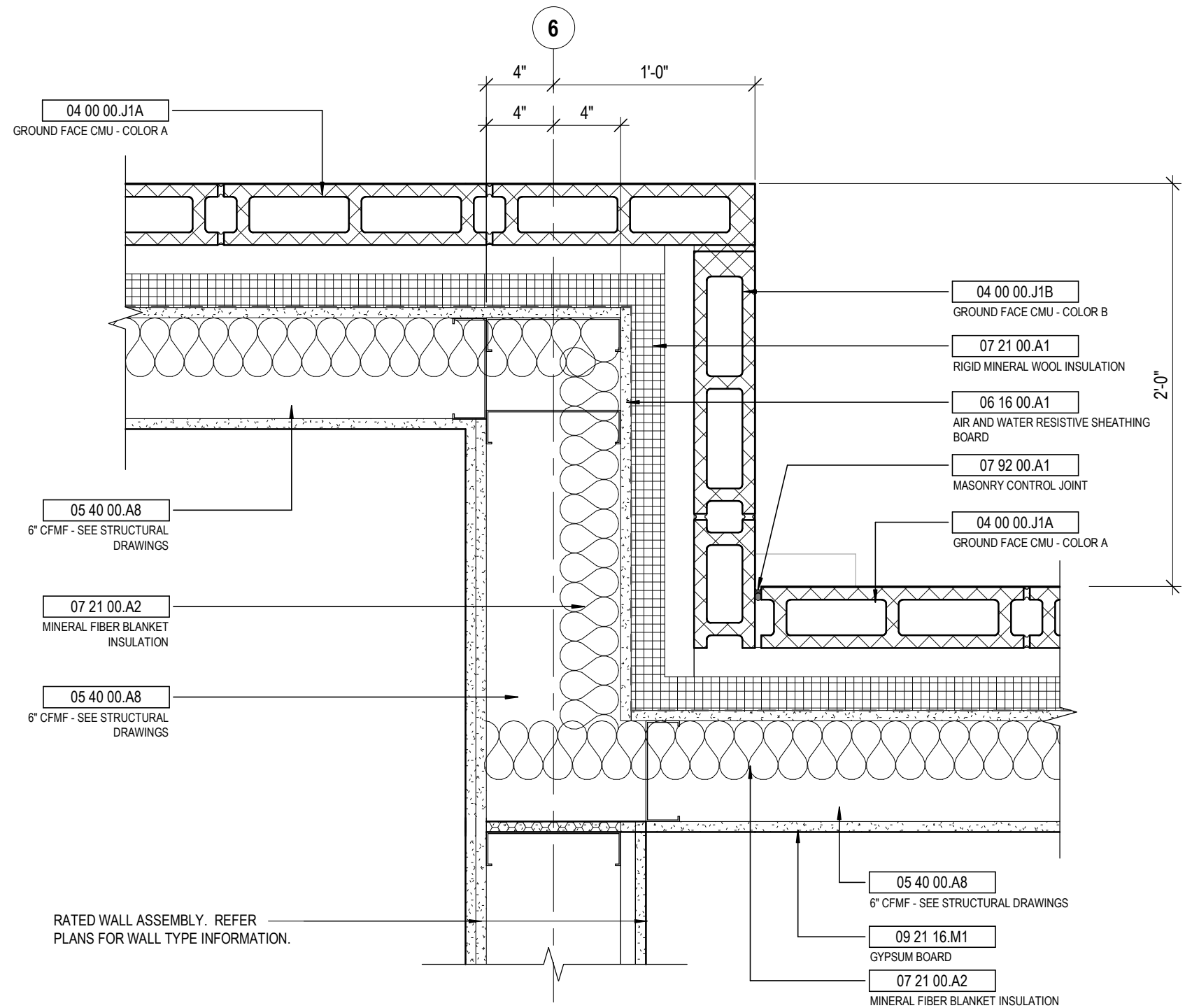
**2** **DETAIL** VERTICAL METAL PANEL & STOREFRONT @ INTERMEDIATE FLOORS  
1 1/2" = 1'-0" REF: 4 / A501

**10 DETAIL** OUTSIDE CORNER SHINGLES. INSIDE CORNER SHINGLE TO FIBER CEMENT - LH  
1 1/2" = 1'-0" REF: 1 / A002

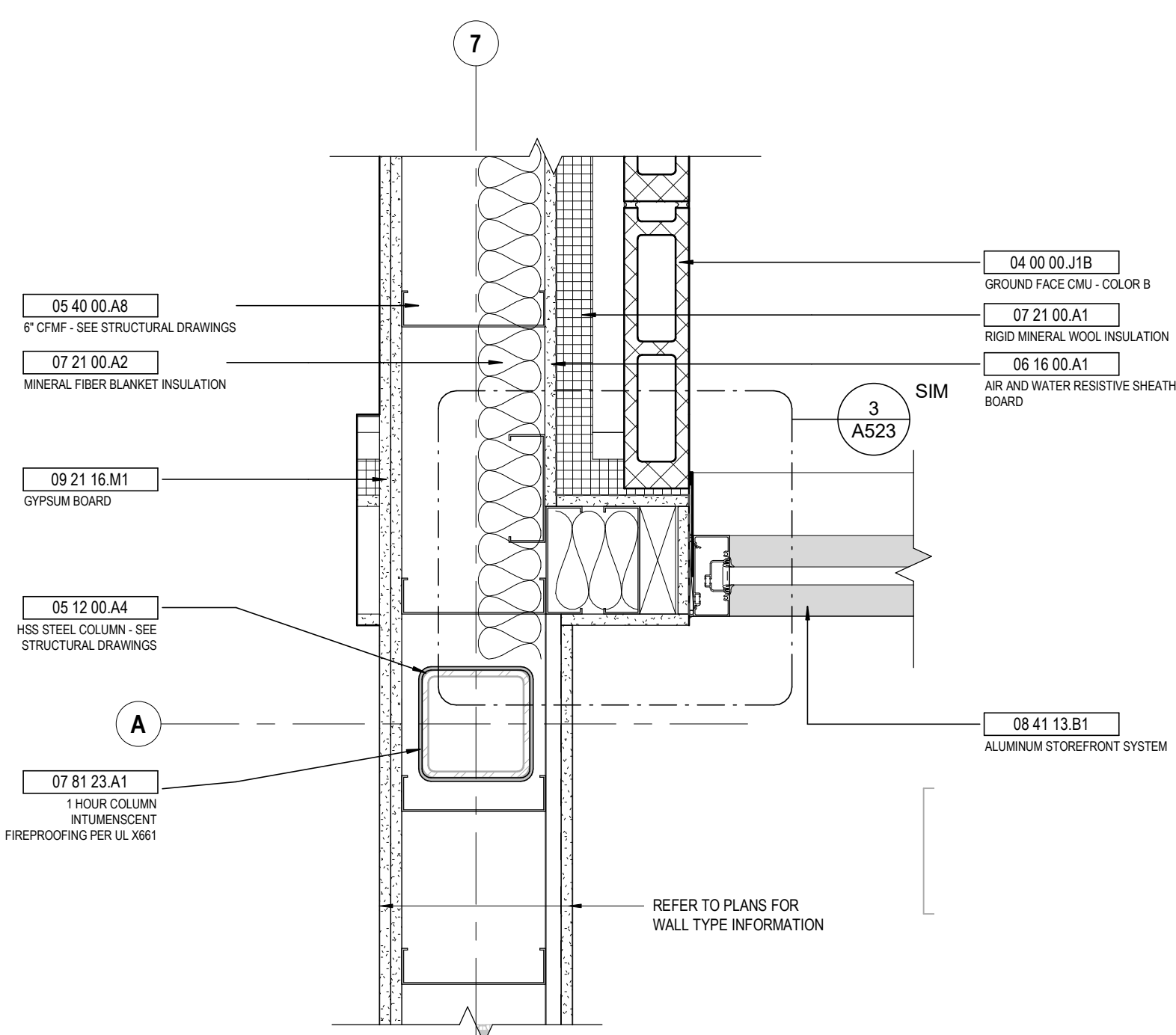
**DETAIL** OUTSIDE CORNER SHINGLES. INSIDE CORNER SHINGLE TO FIBER CEMENT - RH  
1 1/2" = 1'-0" REF: 1 / A002

**4 DETAIL** SILL, METAL PANEL TO BRICK VENEER  
1 1/2" = 1'-0" REF: 5 / A601

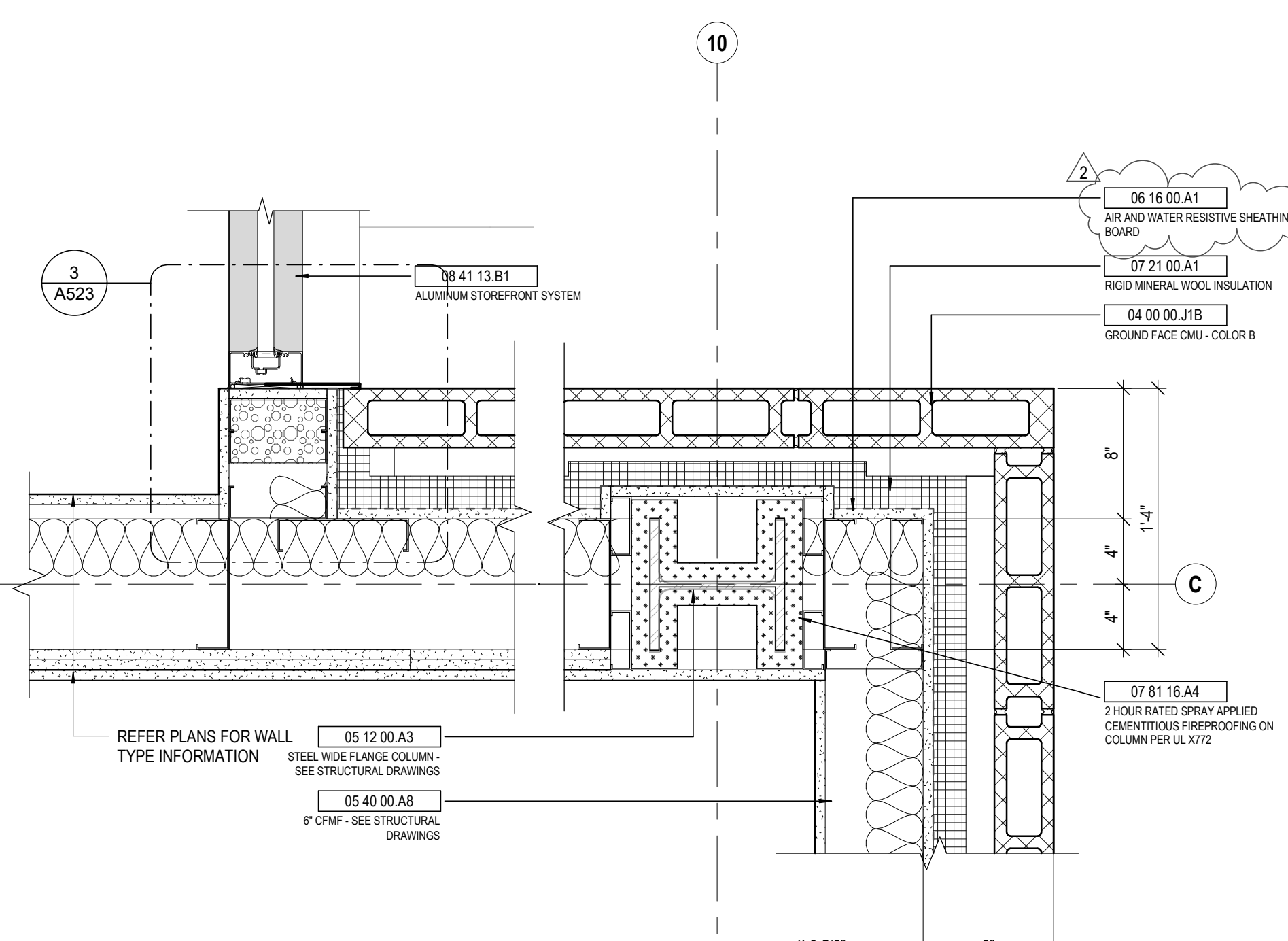
**1 DETAIL** CMU VENEER / METAL STUD WALL BASE  
1 1/2" = 1'-0" REF: 3 / A301



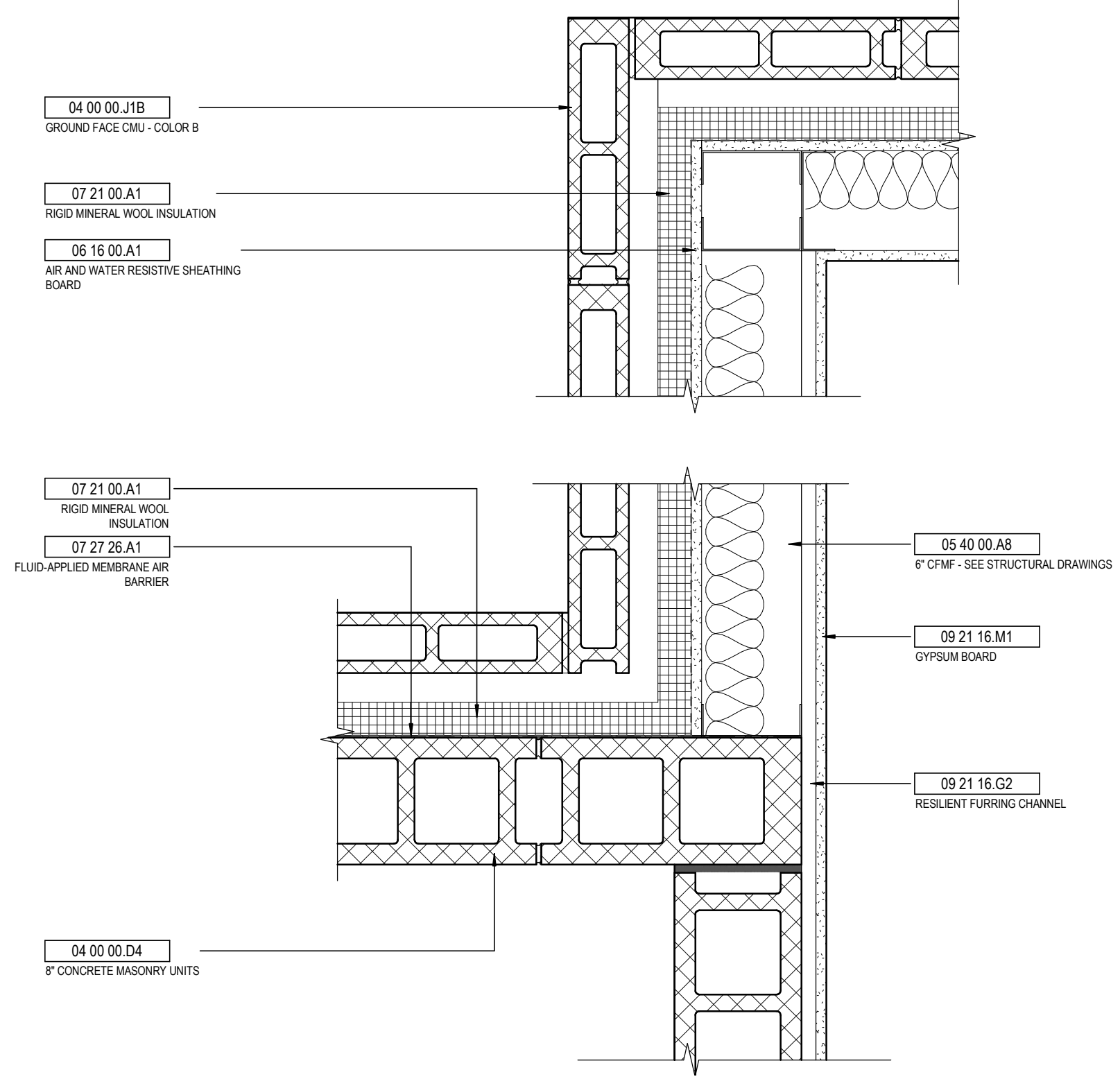
**9 DETAIL** GROUND FACE CMU - OUTSIDE AND INSIDE CORNERS  
1 1/2" = 1'-0" REF: 1 / A001



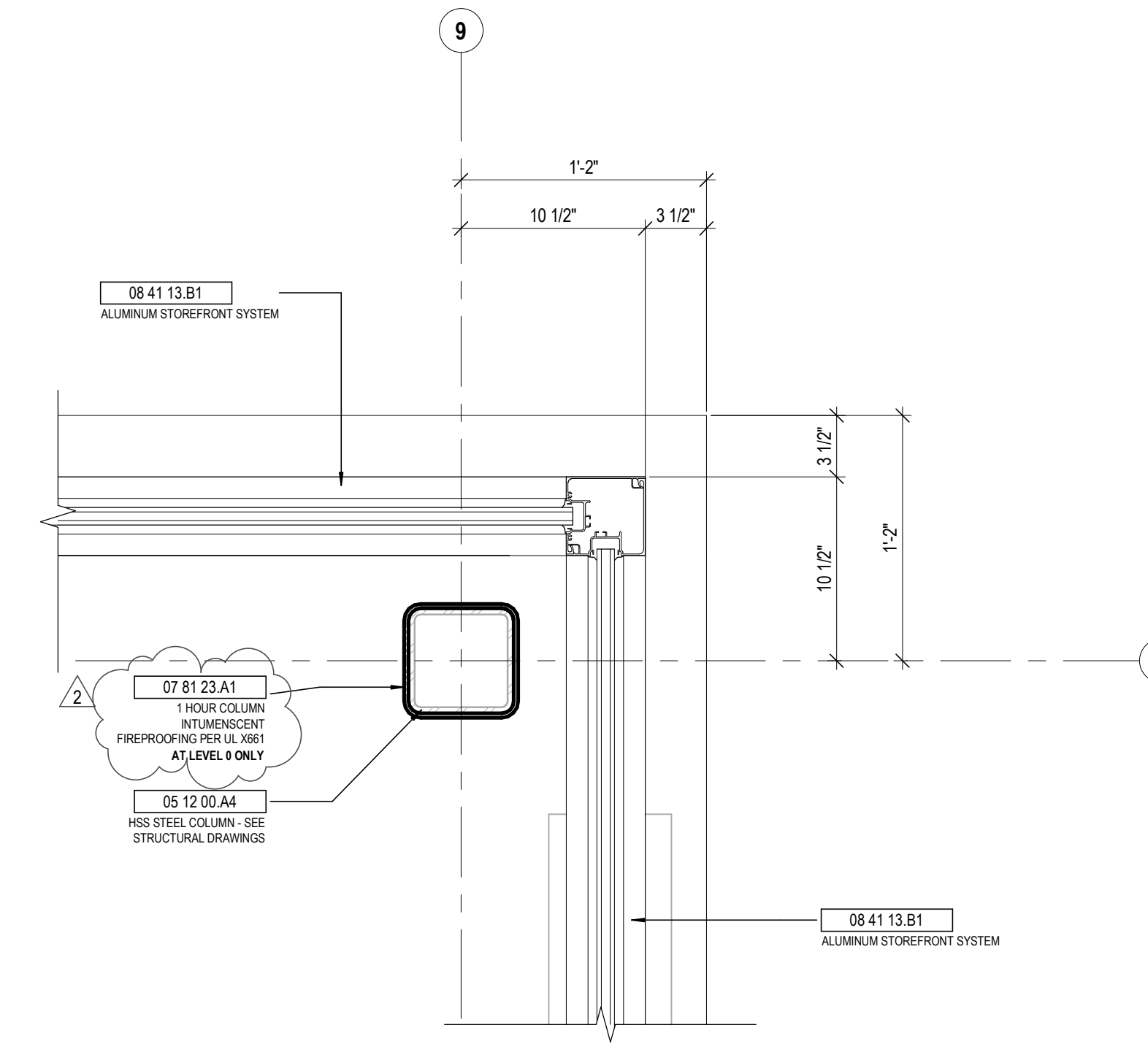
**6 DETAIL** GROUND FACE CMU / STOREFRONT JAMB  
1 1/2" = 1'-0" REF: 1 / A001



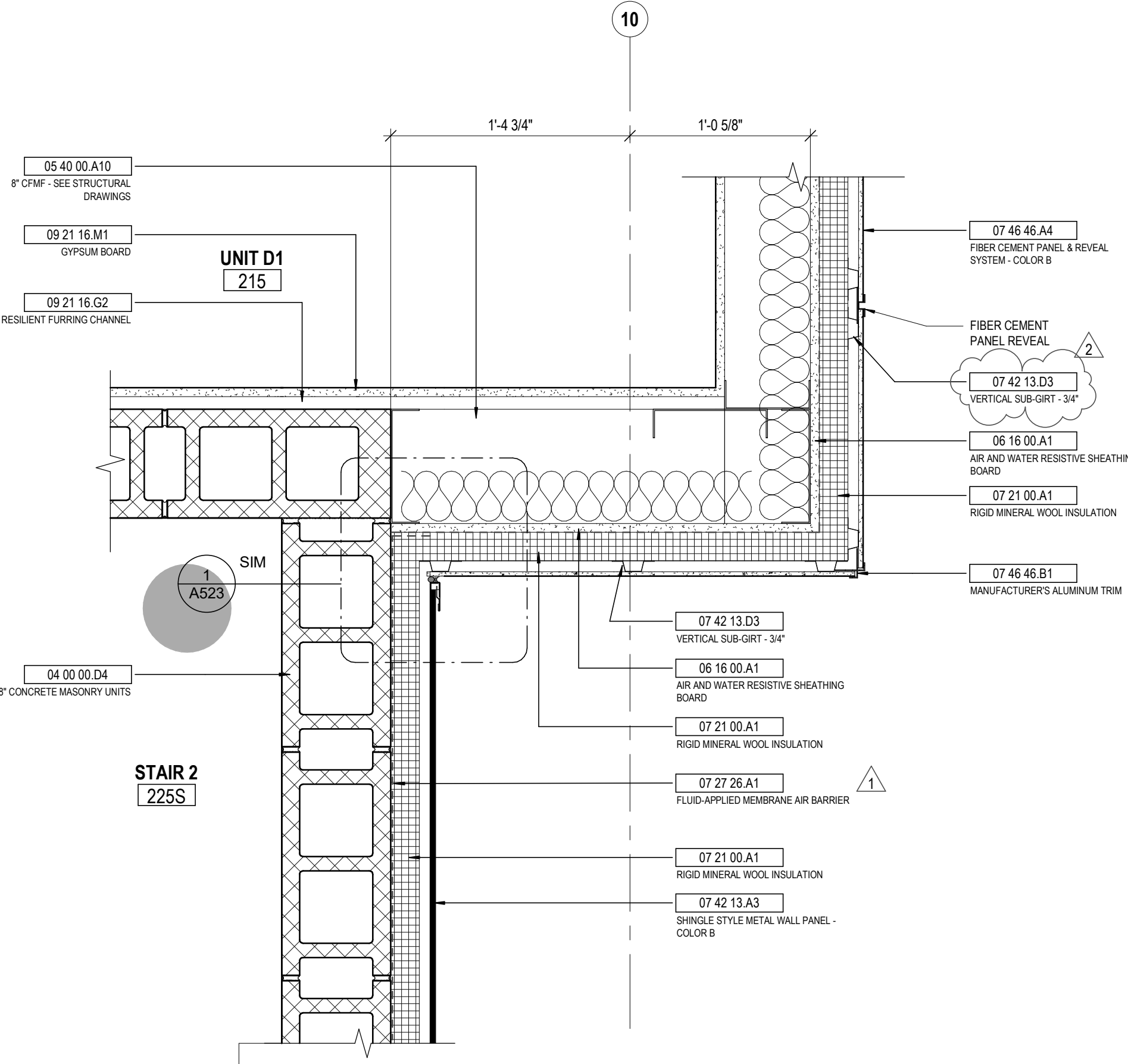
**3 DETAIL** GROUND FACE CMU - JAMB DETAIL  
1 1/2" = 1'-0" REF: 1 / A001



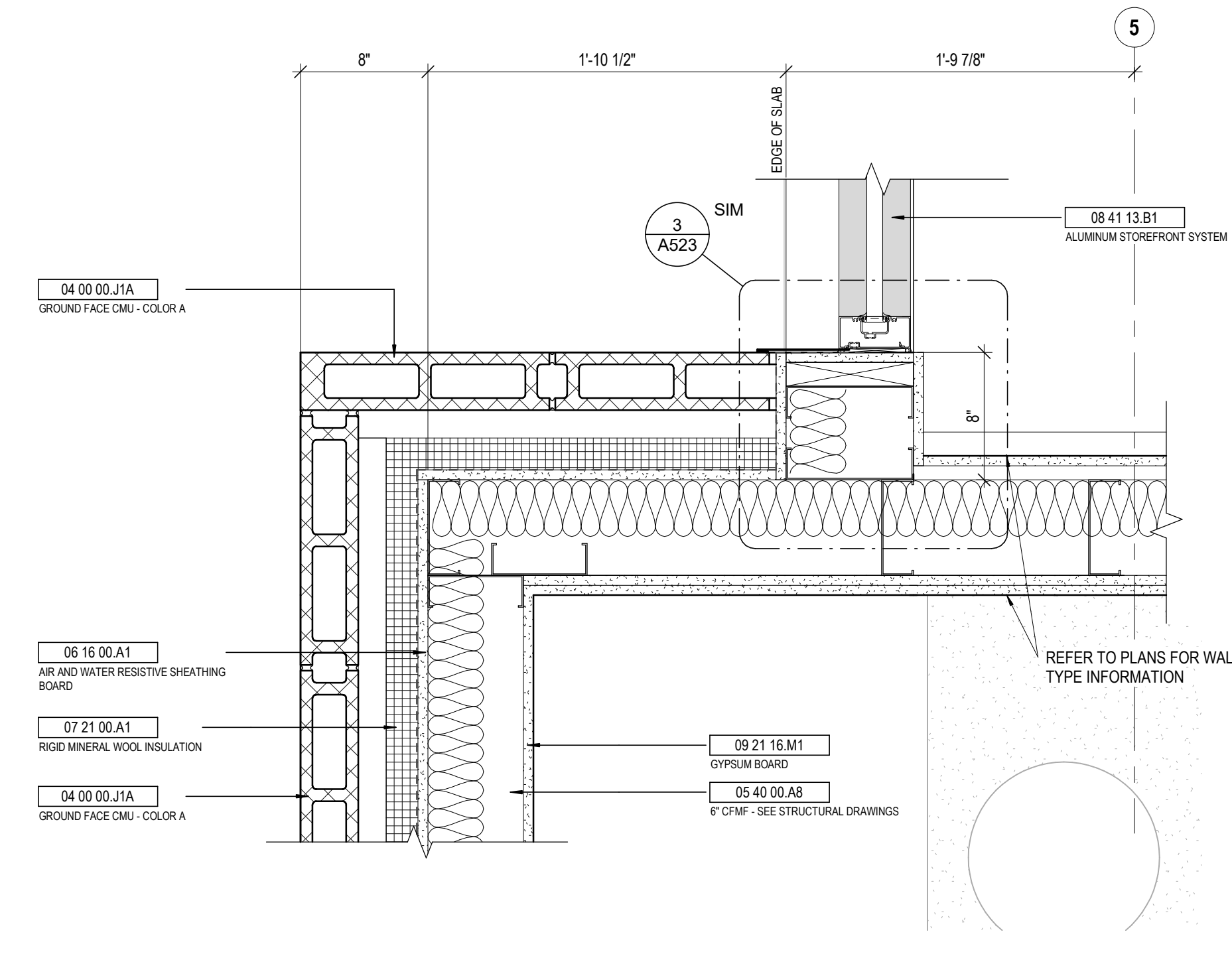
**8 DETAIL** CMU TO METAL STUD TRANSITION @ GROUND FACE CMU EXTERIOR  
1 1/2" = 1'-0" REF: 1 / A001



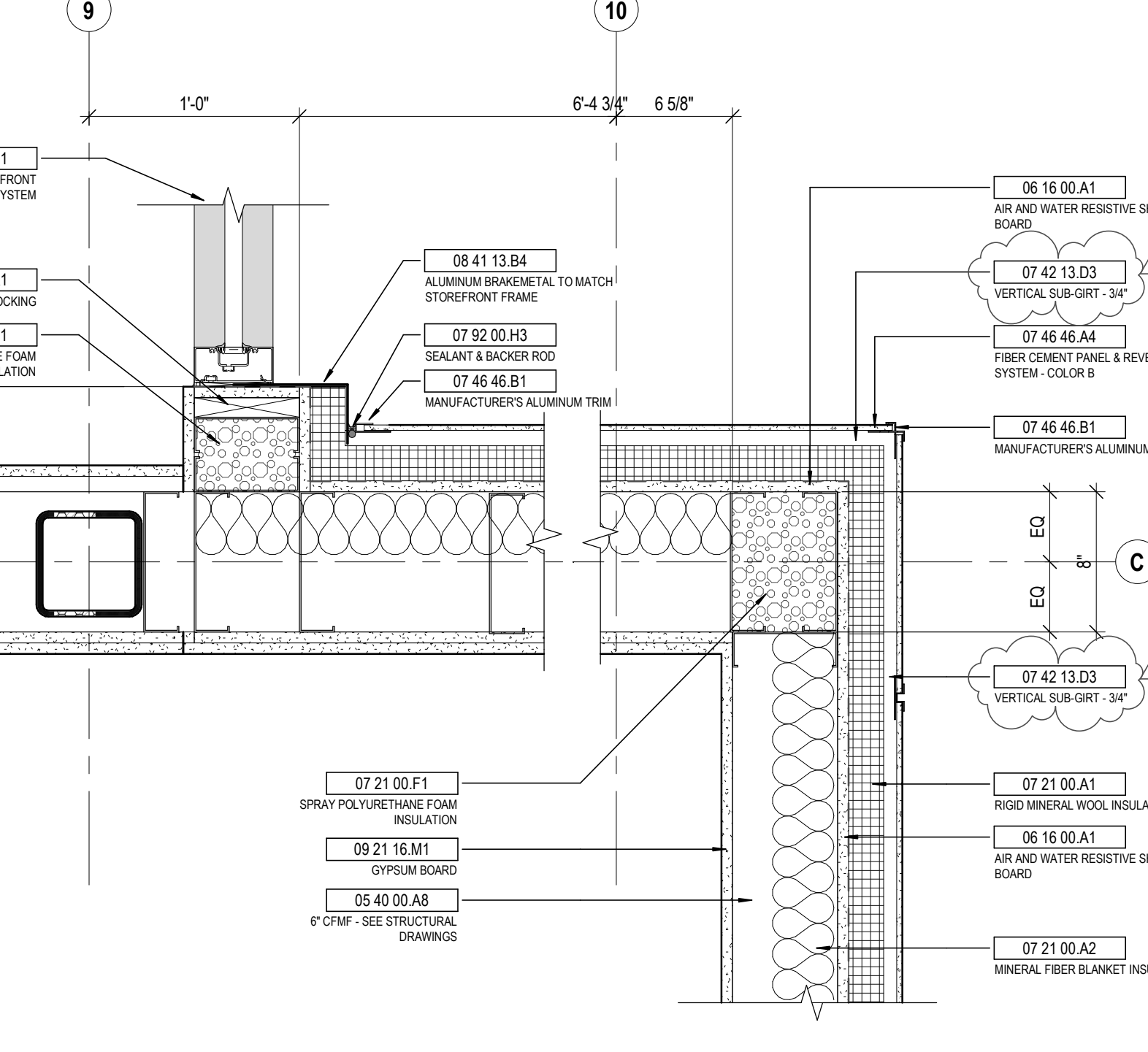
**5 DETAIL** ALUMINUM STOREFRONT CORNER  
1 1/2" = 1'-0" REF: 1 / A001



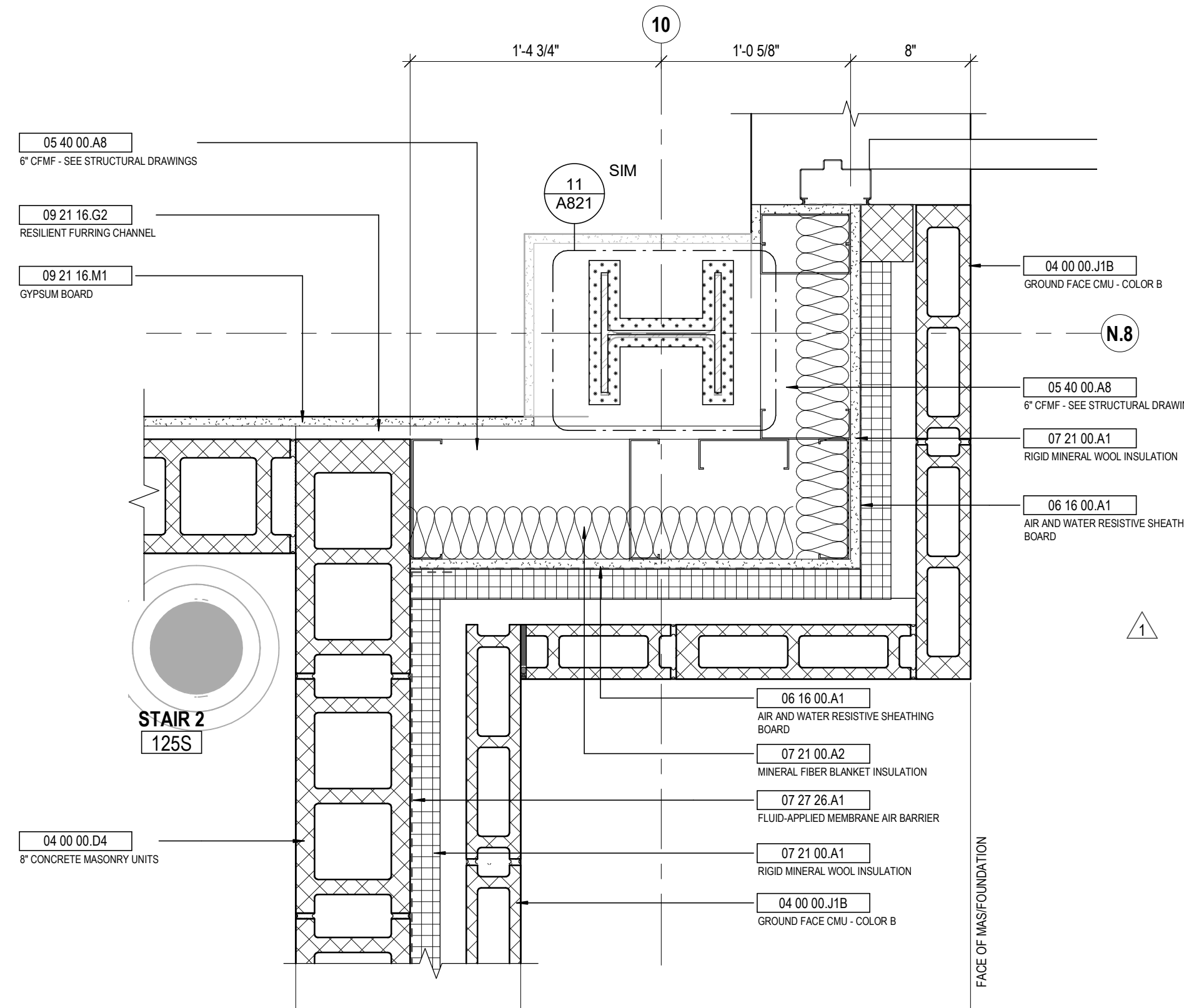
**2 DETAIL** OUTSIDE CORNER FIBER CEMENT, INSIDE CORNER SHINGLE TO FIBER CEMENT  
1 1/2" = 1'-0" REF: 1 / A002



**7 DETAIL** GROUND FACE CMU - JAMB DETAIL  
1 1/2" = 1'-0" REF: 1 / A001



**4 DETAIL** OUTSIDE CORNER FIBER CEMENT TO STOREFRONT JAMB  
1 1/2" = 1'-0" REF: 1 / A002



**1 DETAIL** CMU - CFMF TO CMU BACKUP TRANSITION  
1 1/2" = 1'-0" REF: 1 / A001

STATE OF KENTUCKY APPROVAL

KEYNOTE LEGEND

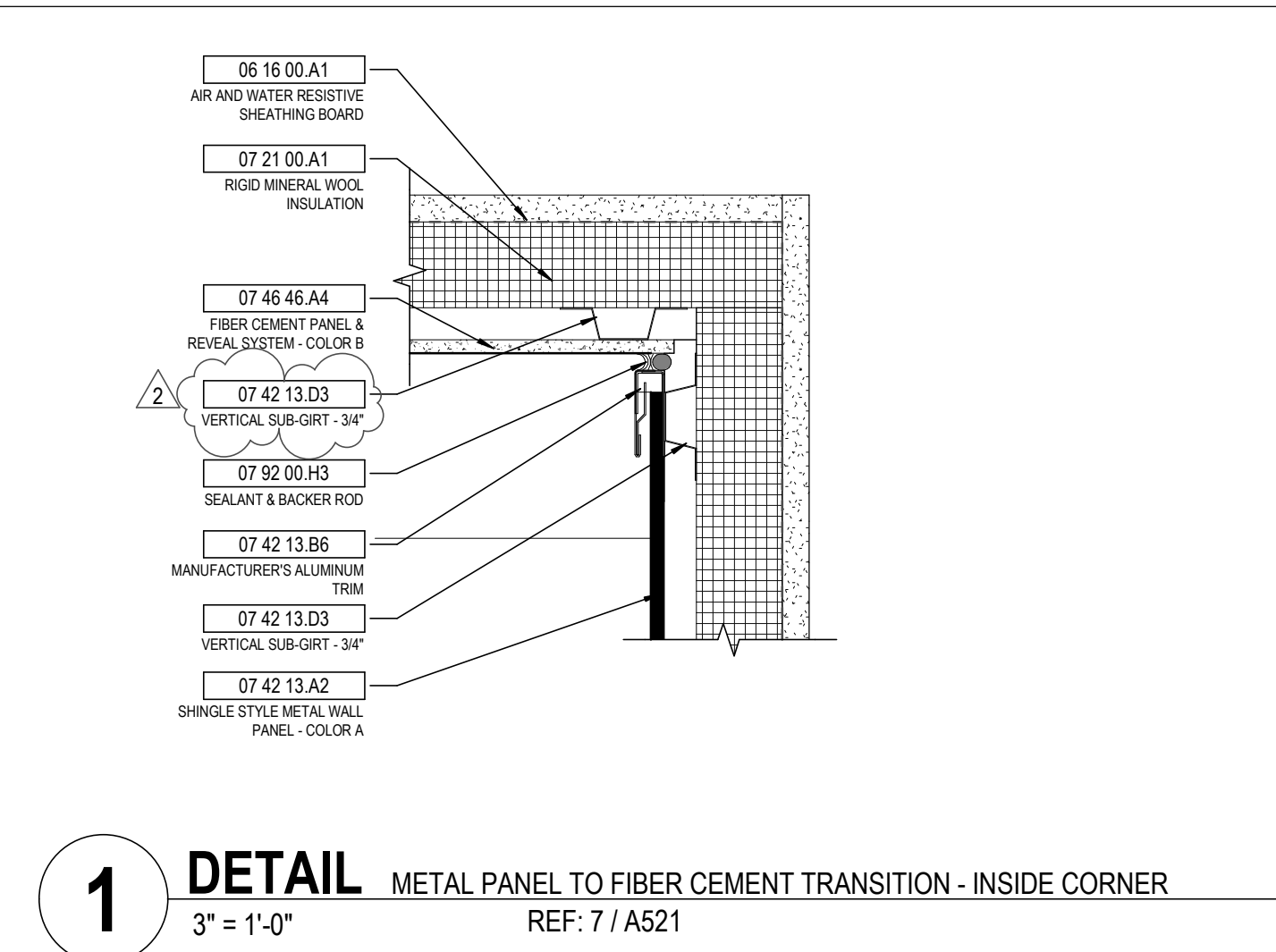
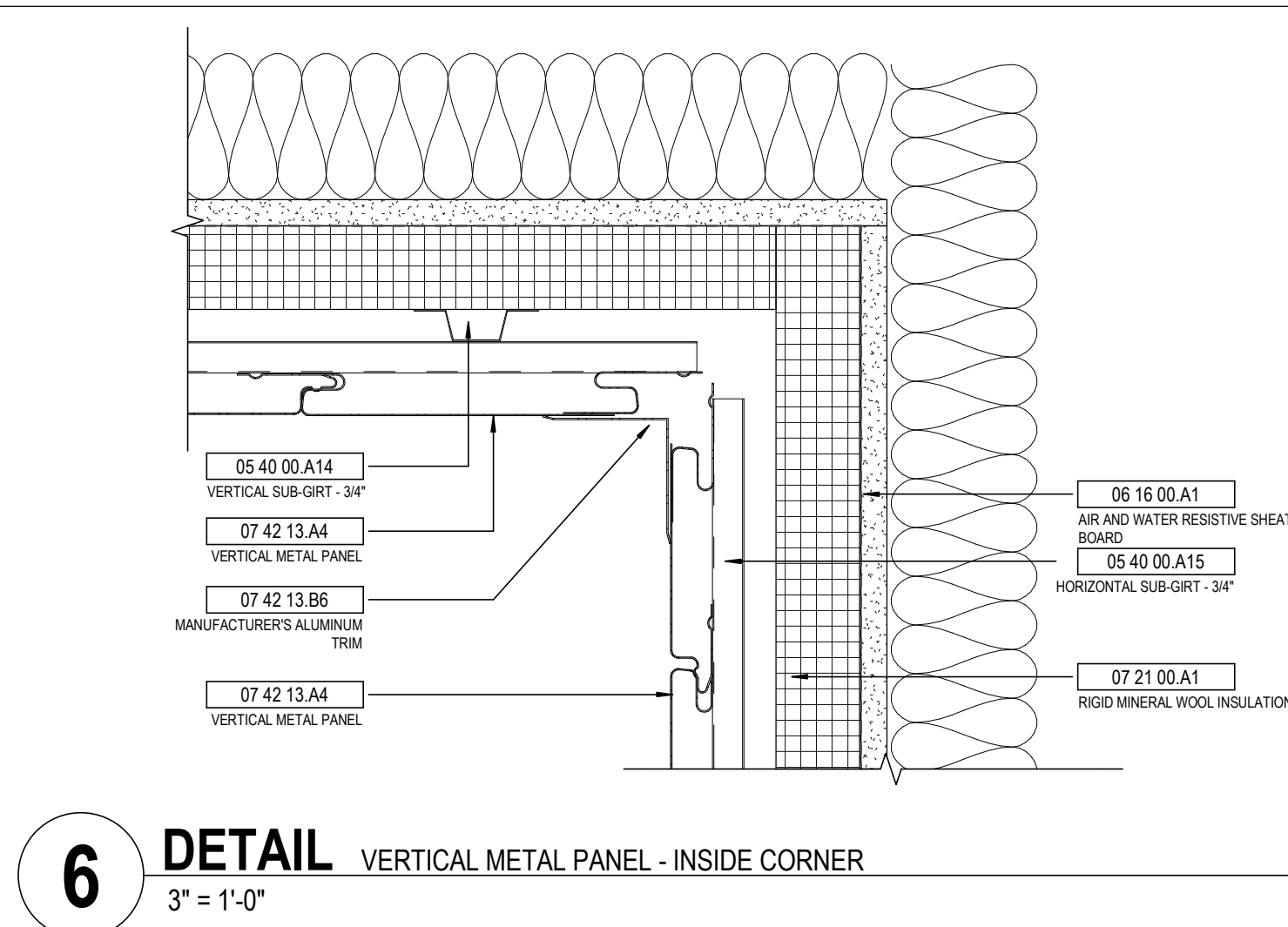
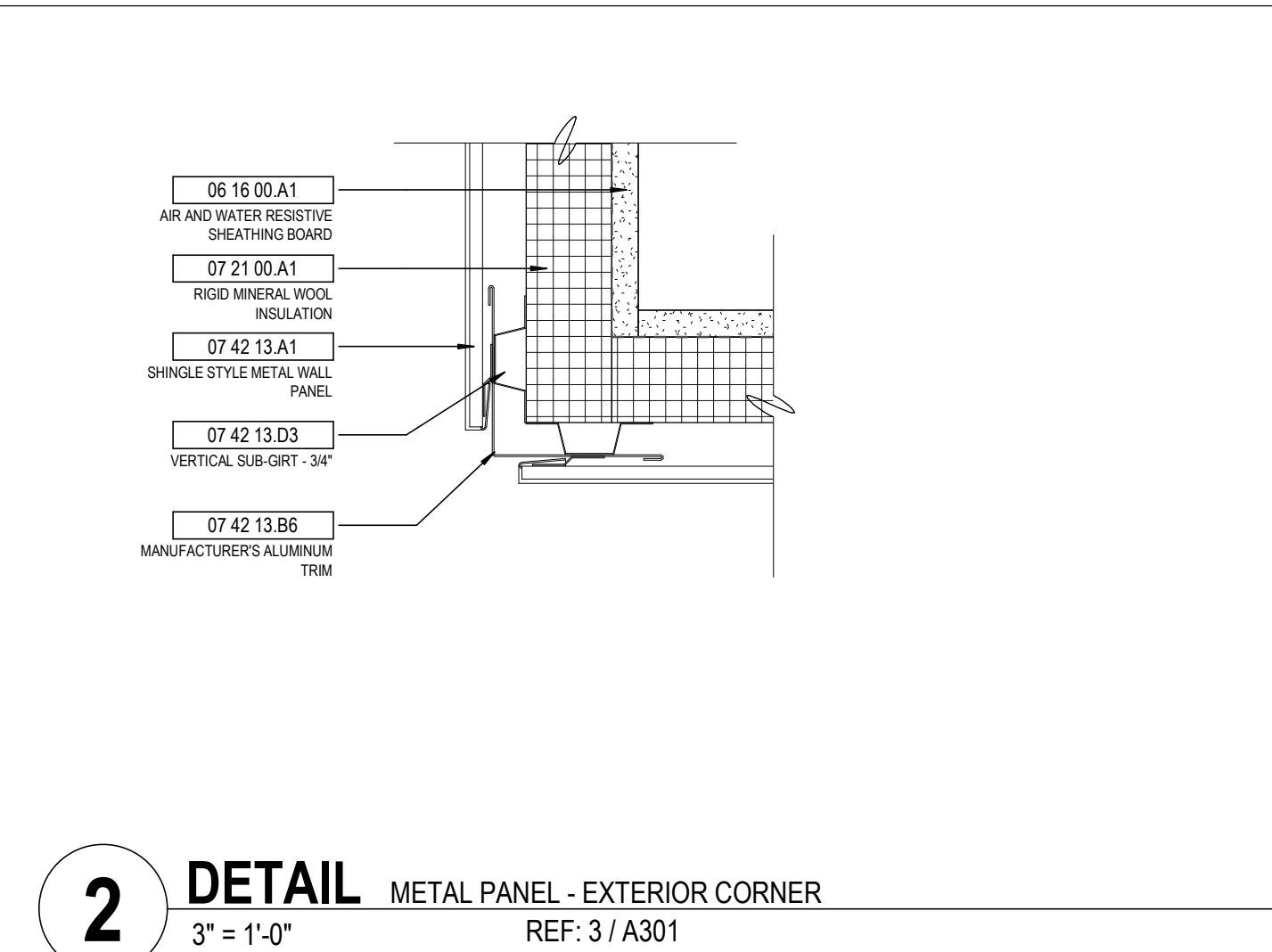
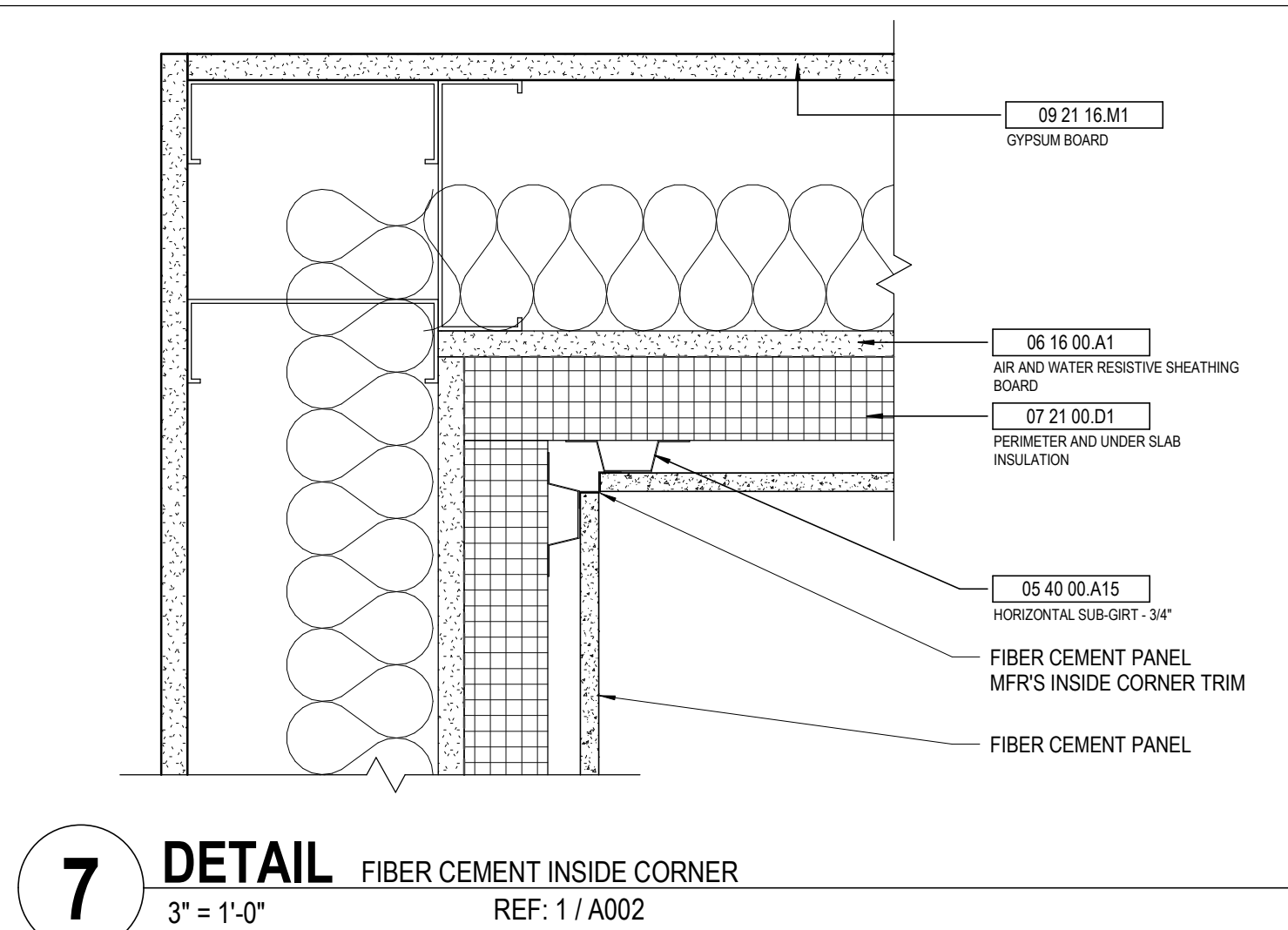
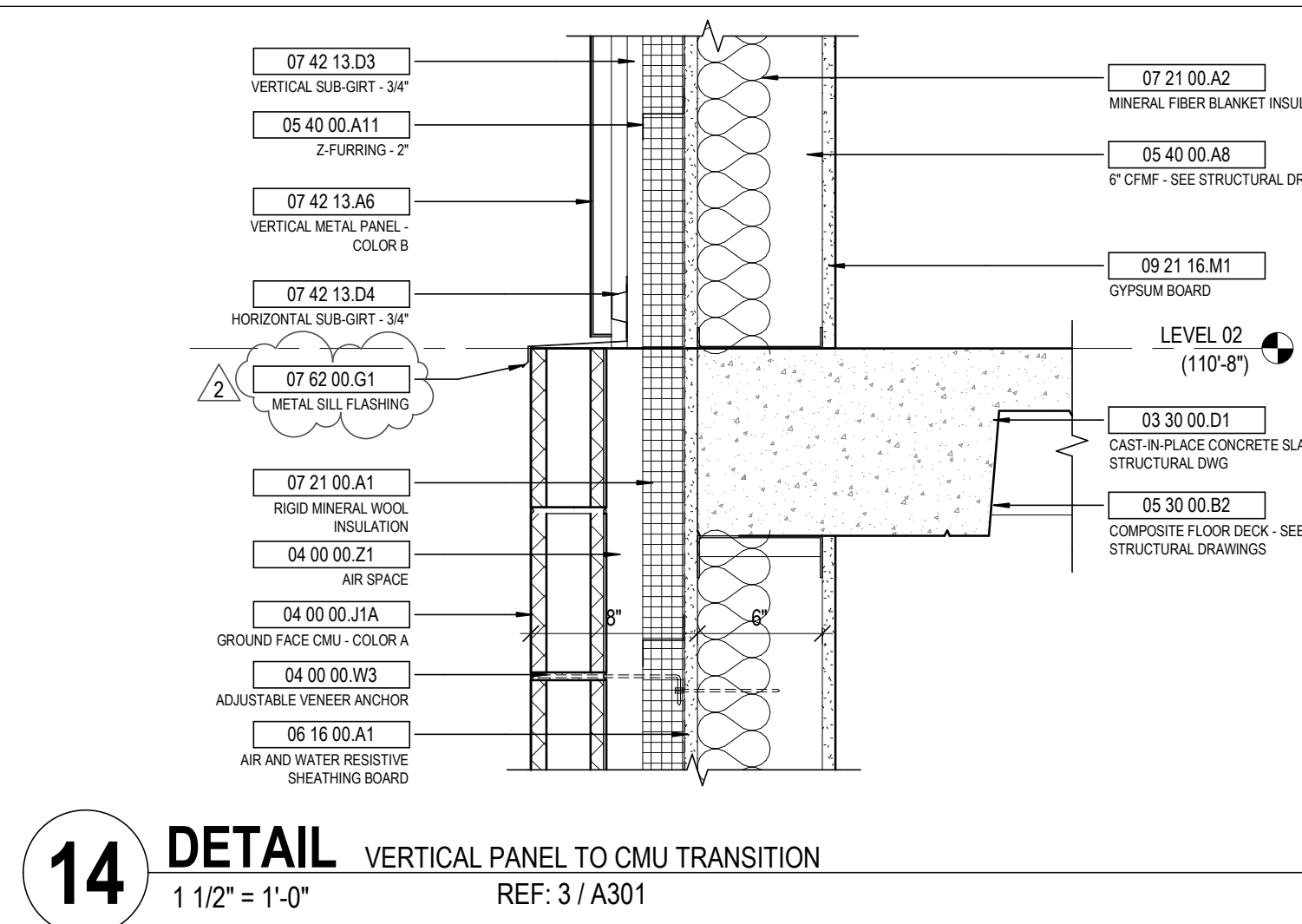
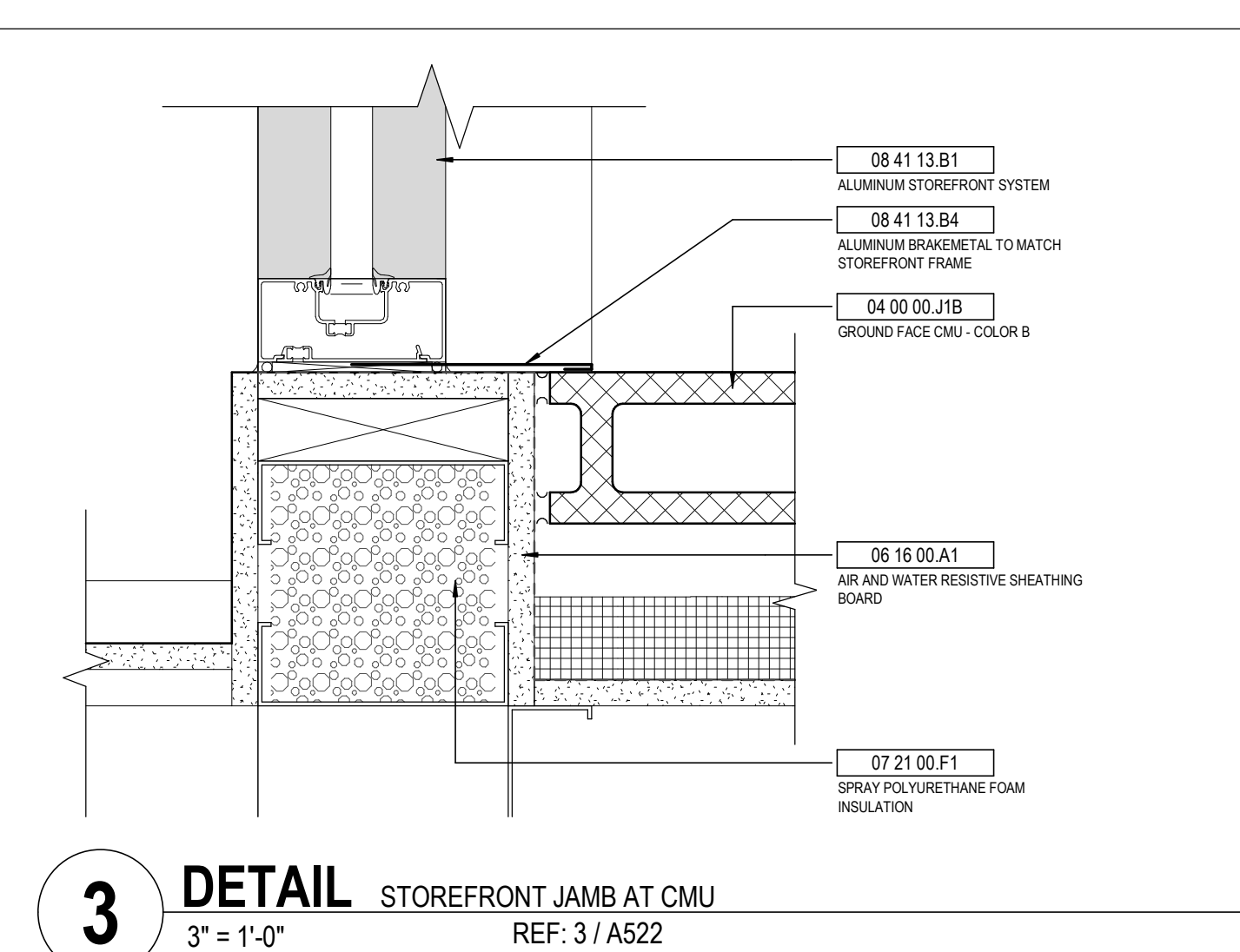
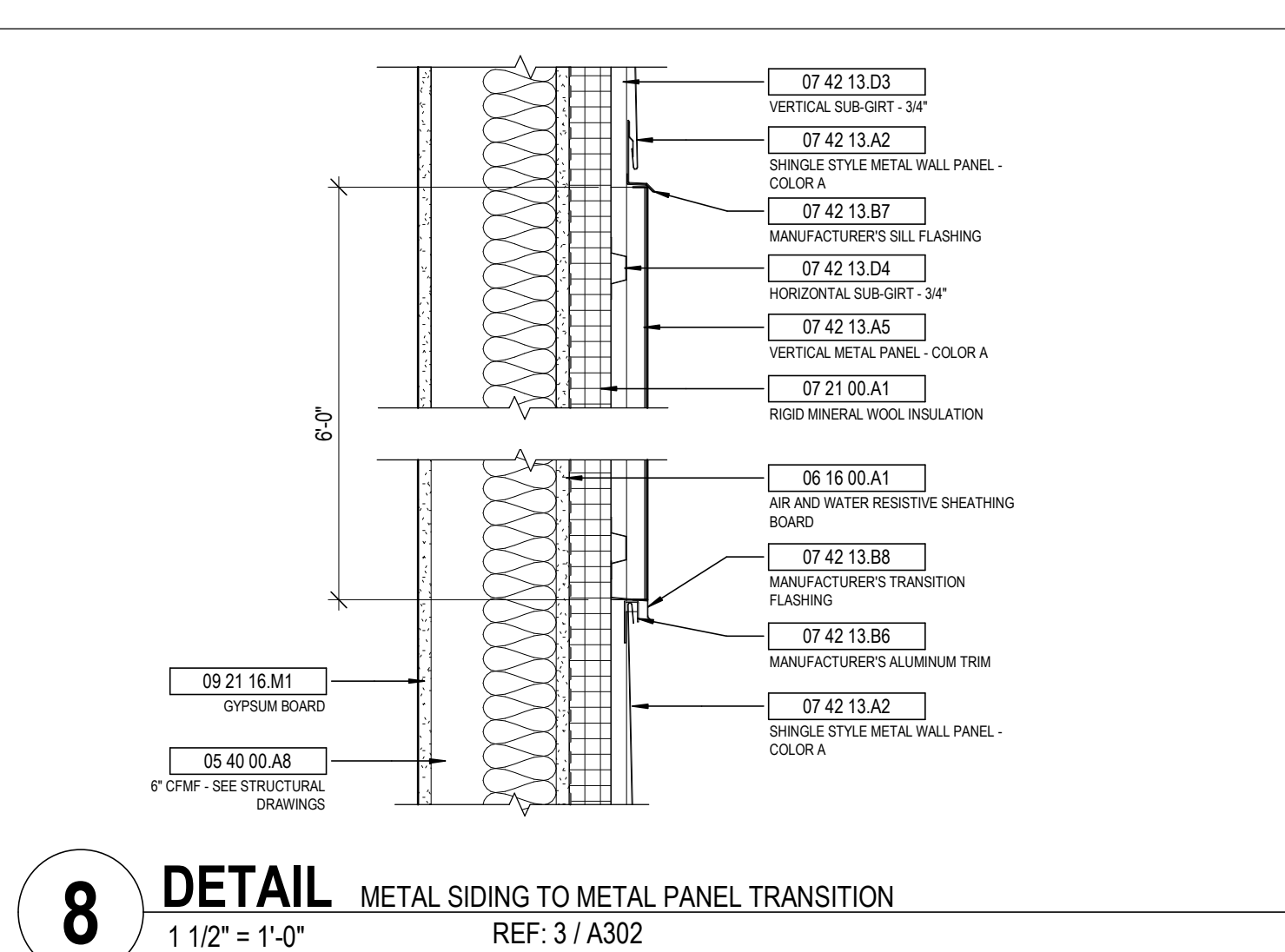
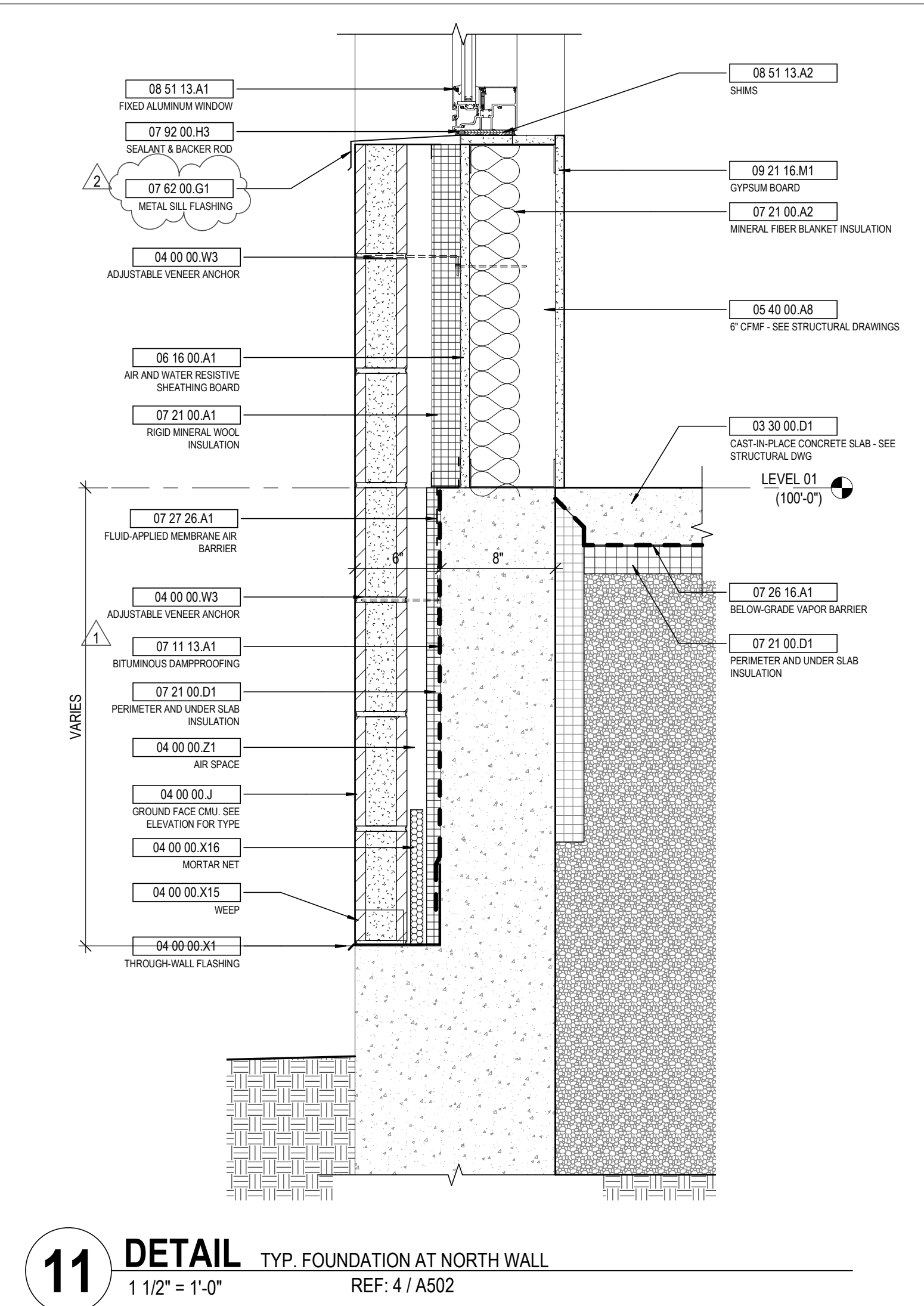
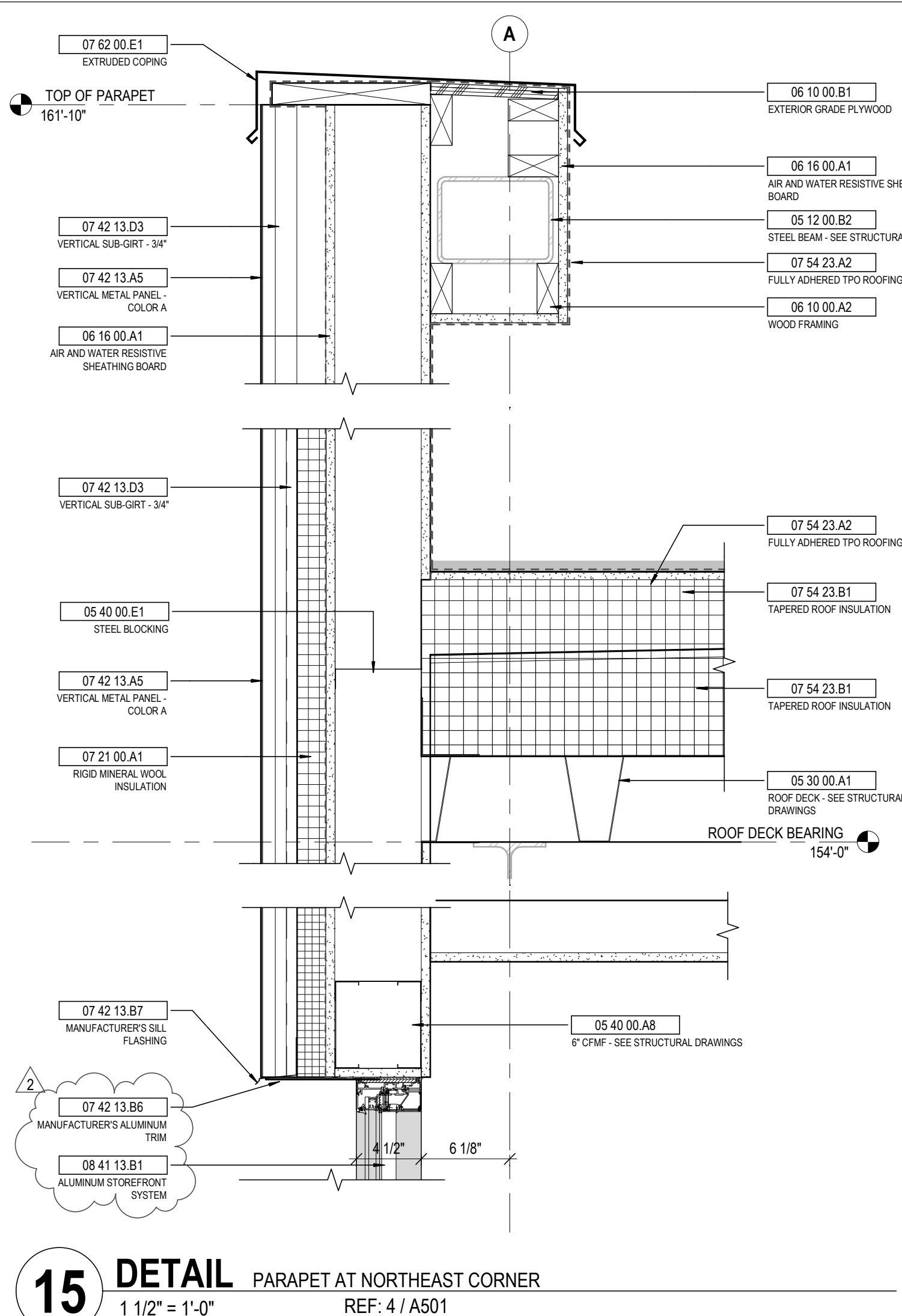
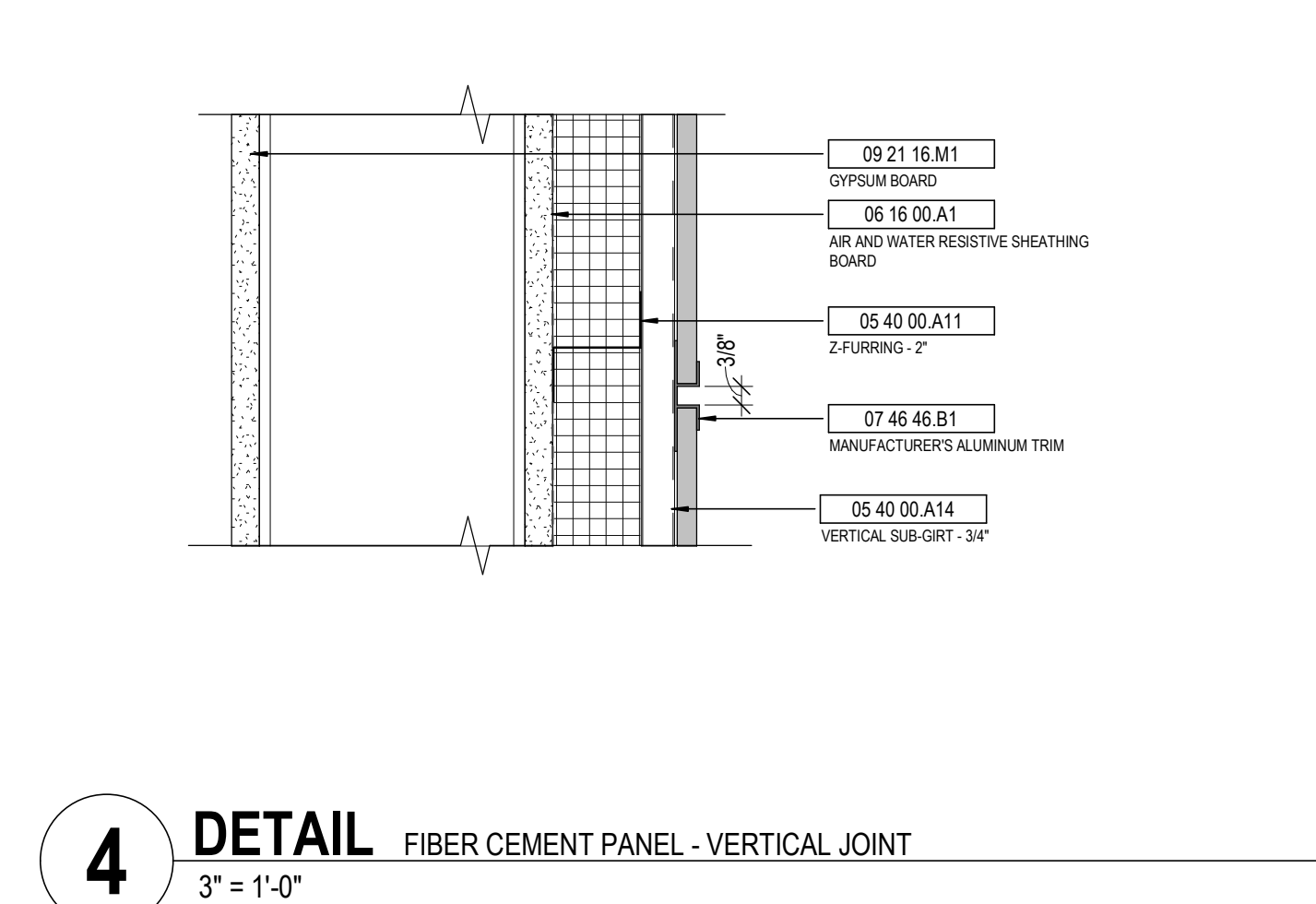
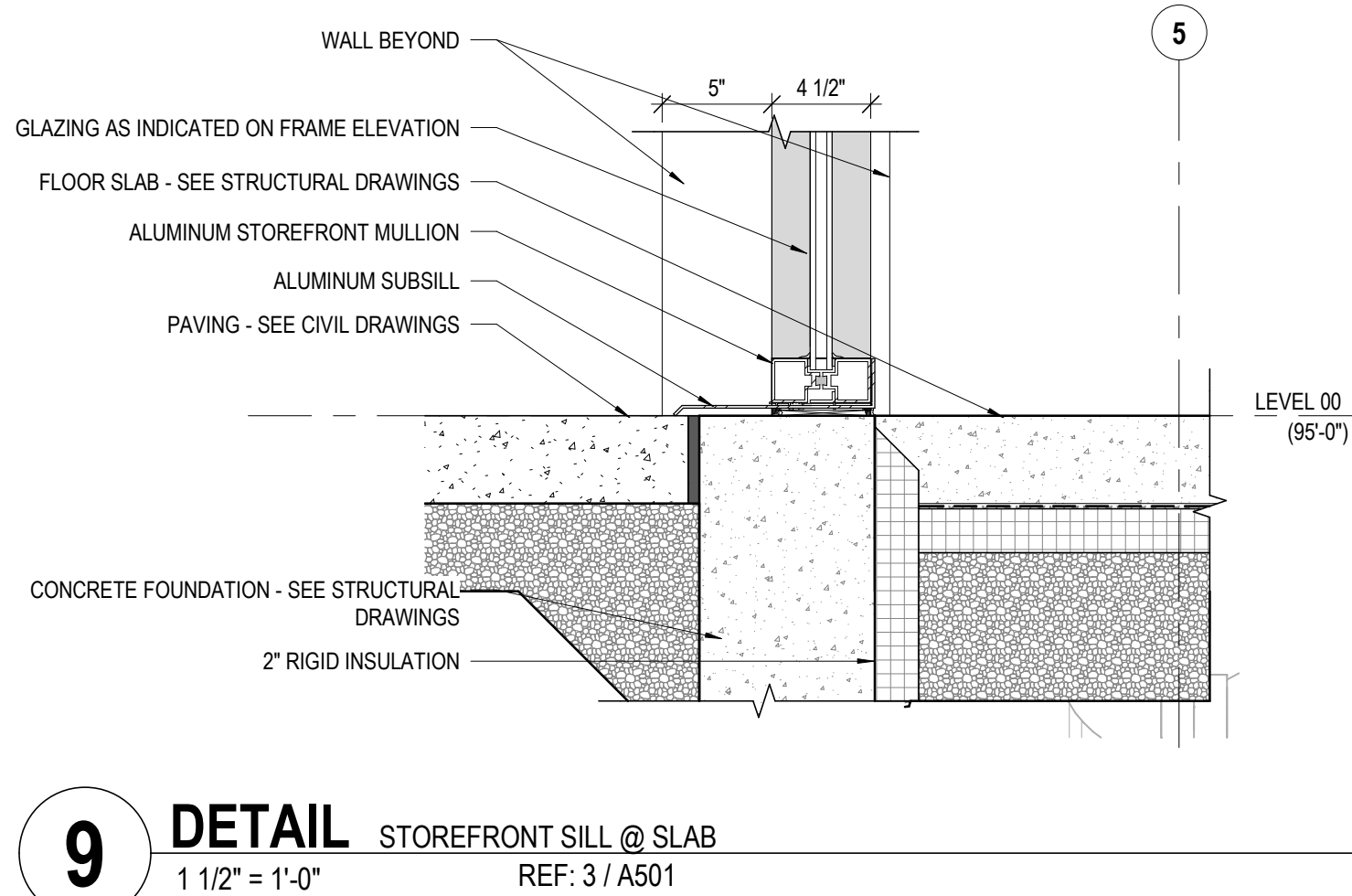
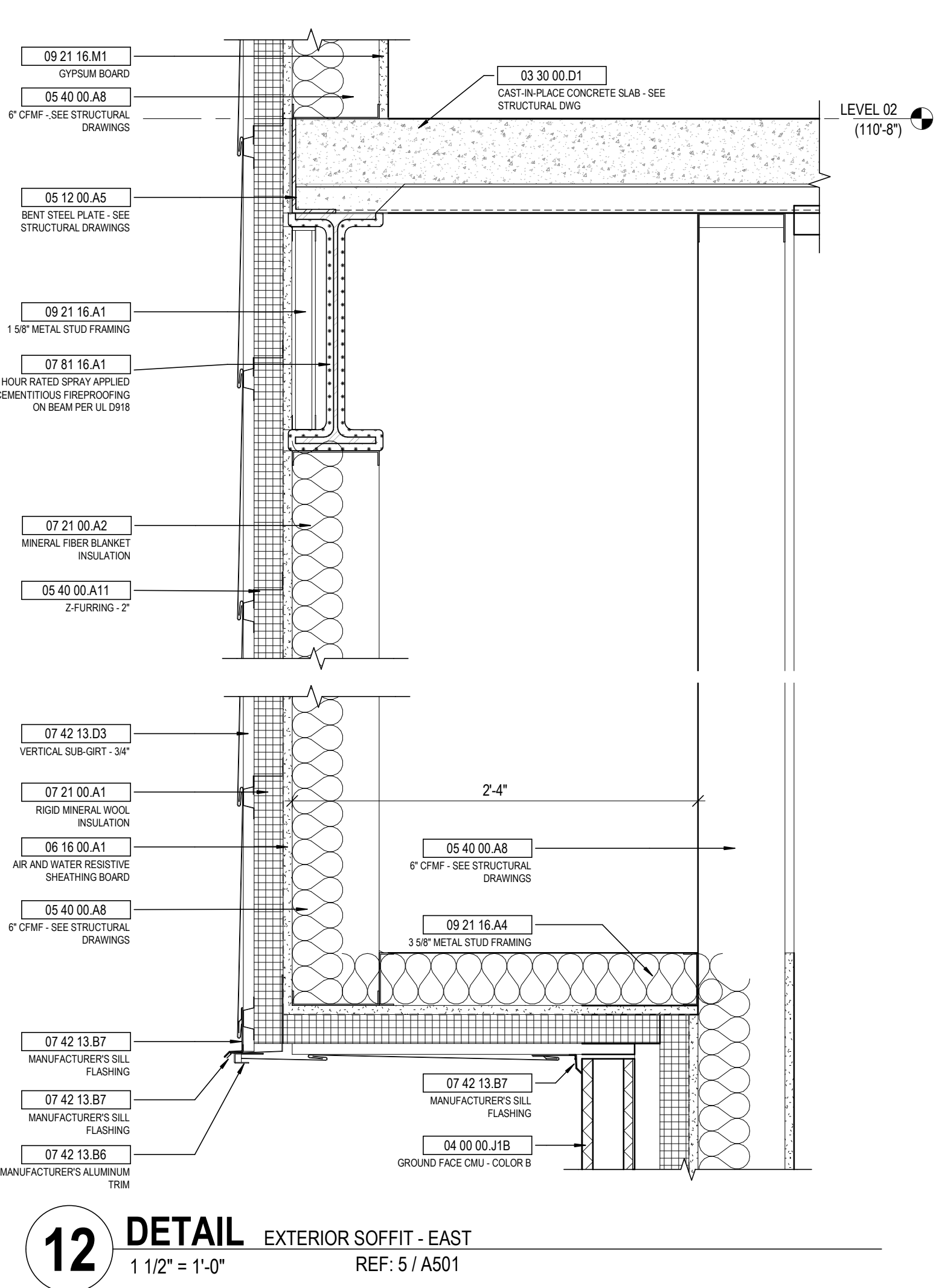
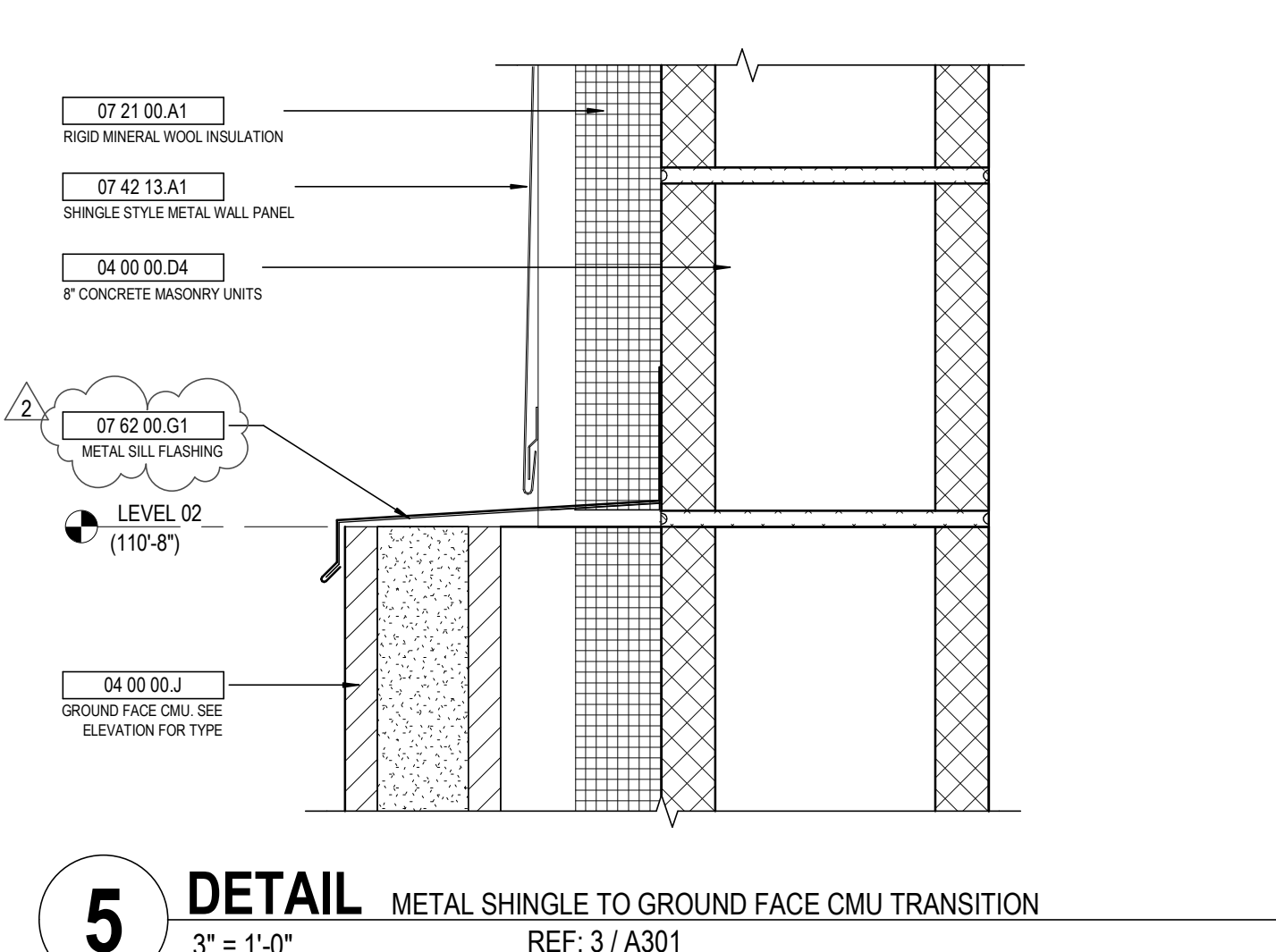
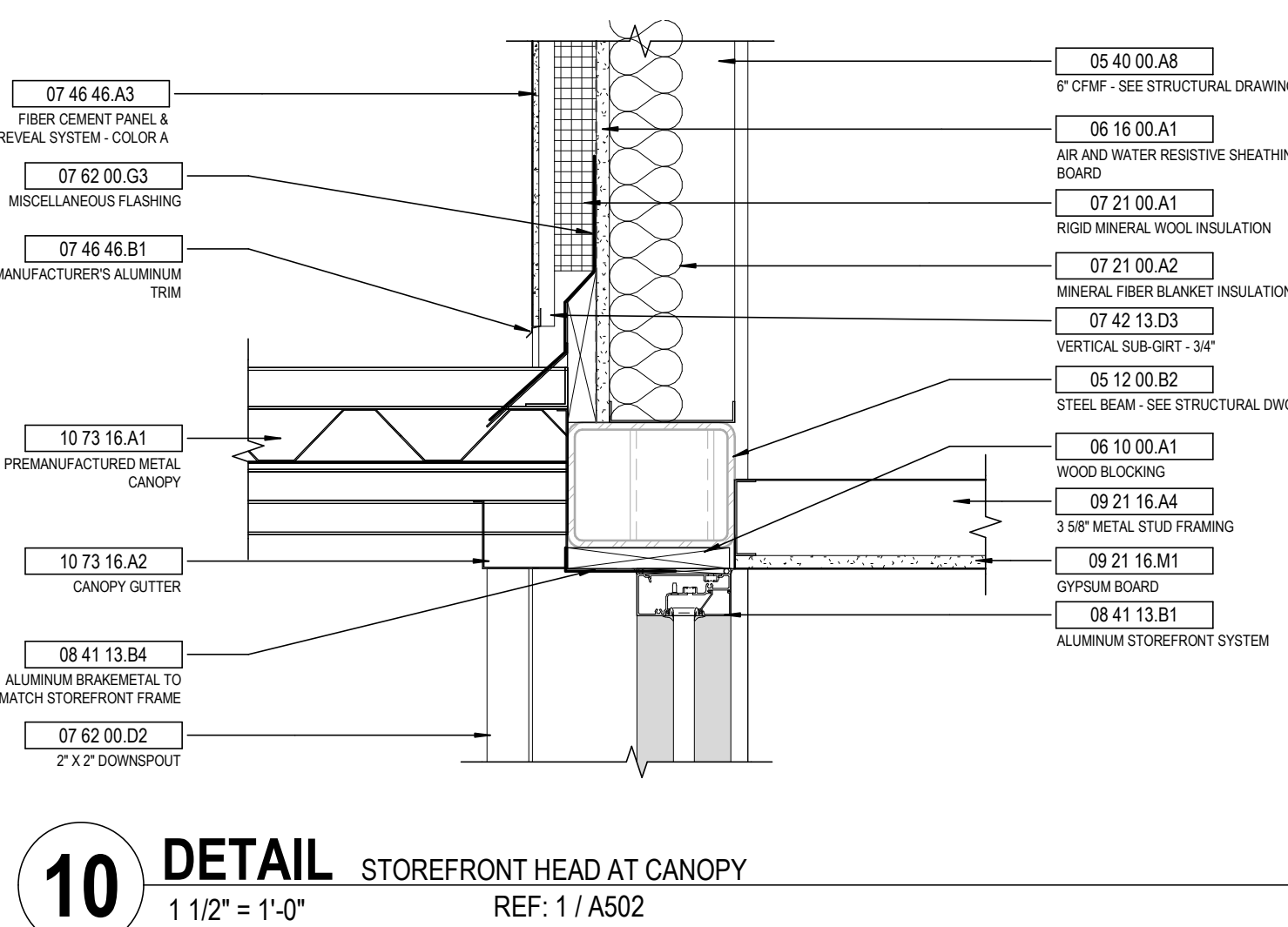
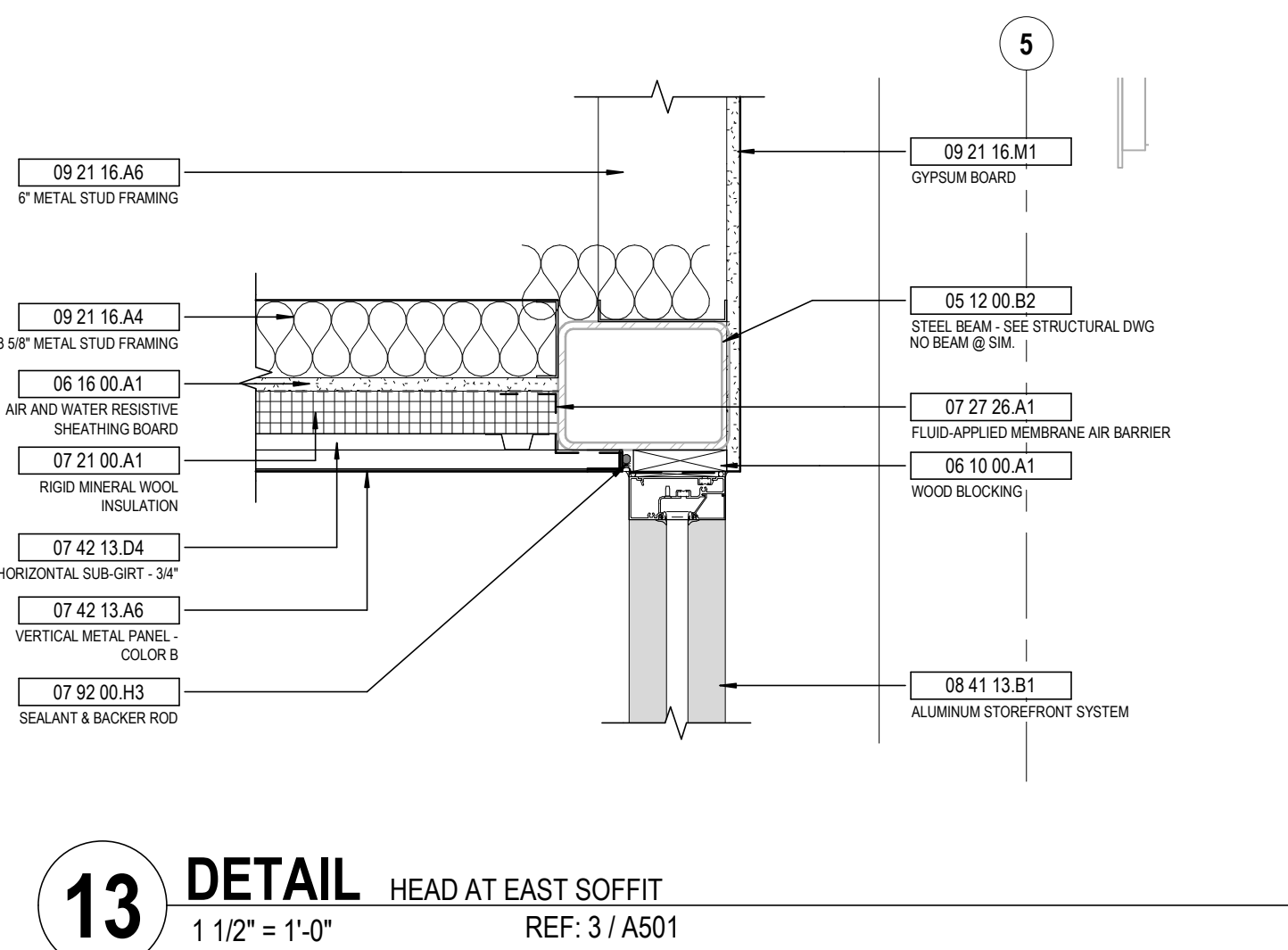
KEY VALUE	KEYNOTE TEXT
04 00 00.04	8" CONCRETE MASONRY UNITS
04 00 00.11A	GROUND FACE CMU - COLOR A
04 00 00.11B	GROUND FACE CMU - COLOR B
05 12 00.03	STEEL WIDE FLANGE COLUMN - SEE STRUCTURAL DRAWINGS
05 12 00.04	HSS STEEL COLUMN - SEE STRUCTURAL DRAWINGS
05 40 00.08	6" CFMF - SEE STRUCTURAL DRAWINGS
05 40 00.10	6" CFMF - SEE STRUCTURAL DRAWINGS
06 10 00.01	WOOD BLOCKING
06 16 00.01	AIR AND WATER RESISTIVE SHEATHING BOARD
07 21 00.01	RIGID MINERAL WOOL INSULATION
07 21 00.02	MINERAL FIBER BLANKET INSULATION
07 21 00.01	SPRAY POLYURETHANE FOAM INSULATION
07 27 26.01	FLUID-APPLIED MEMBRANE AIR BARRIER
07 42 13.03	SHINGLE STYLE METAL WALL PANEL - COLOR B
07 42 13.03	VERTICAL SUB-GIRT - 3/4"
07 46 46.04	FIBER CEMENT PANEL & REVEAL SYSTEM - COLOR B
07 46 46.01	MANUFACTURER'S ALUMINUM TRIM
07 81 16.04	2 HOUR RATED SPRAY APPLIED CEMENTITIOUS FIREPROOFING ON COLUMN PER UL T72
07 81 23.01	1 HOUR COLUMN INTUMESCENT FIREPROOFING PER UL X601
07 92 00.01	MASONRY CONTROL JOINT
07 92 00.03	SEALANT & BACKER ROD
08 41 13.01	ALUMINUM STOREFRONT SYSTEM
08 41 13.04	ALUMINUM BRACKETMETAL TO MATCH STOREFRONT FRAME
08 21 16.02	RESILIENT FURRING CHANNEL
08 21 16.01	GYPSUM BOARD

#	DATE	CHANGE DESCRIPTION
1	02/14/2020	ADDENDUM #1
2	02/21/2020	ADDENDUM #3

**NKU**  
NEW RESIDENCE HALL  
KENTON DRIVE & CARROLL DRIVE  
HIGHLAND HEIGHTS, KY 41099  
FOR  
**NORTHERN KENTUCKY UNIVERSITY**  
434 MADISON AVENUE  
COVINGTON, KY 41011  
PHONE: (859) 957-1277  
FAX: (859) 957-1280

DRAWING TITLE:  
**EXTERIOR DETAILS**

**CURTIS J. MOODY**  
REGISTERED ARCHITECT  
ARCHITECT  
JANUARY 30, 2020  
DRAWN BY: Author  
CHECKED BY: Checker  
#18237  
**A522**  
BID & PERMIT SUBMITTAL



## STATE OF KENTUCKY APPROVAL

## KEYNOTE LEGEND

KEY VALUE	KEYNOTE TEXT
03 30 00.D1	CAST-IN-PLACE CONCRETE SLAB - SEE STRUCTURAL DWG
04 00 00.D4	8\"
04 00 00.J	GROUND FACE CMU - SEE ELEVATION FOR TYPE
04 00 00.J1A	GROUND FACE CMU - COLOR A
04 00 00.J1B	GROUND FACE CMU - COLOR B
04 00 00.W3	ADJUSTABLE VENER ANCHOR
04 00 00.X1	THROUGH-WALL FLASHING
04 00 00.X15	WEEP
04 00 00.X16	MORTAR NET
04 00 00.Z1	AIR SPACE
05 12 00.A5	BENT STEEL PLATE - SEE STRUCTURAL DRAWINGS
05 12 00.B2	STEEL BEAM - SEE STRUCTURAL DWG
05 30 00.A1	ROOF DECK - SEE STRUCTURAL DRAWINGS
05 30 00.B2	COMPOSITE FLOOR DECK - SEE STRUCTURAL DRAWINGS
05 40 00.A8	6\"
05 40 00.A11	Z-FURRING - 2\"
05 40 00.A14	VERTICAL SUB-GIRT - 3/4\"
05 40 00.A15	HORIZONTAL SUB-GIRT - 3/4\"
05 40 00.E1	STEEL BLOCKING
06 10 00.A1	WOOD BLOCKING
06 10 00.B1	WOOD FRAMING
06 10 00.B1	EXTERIOR GRADE PLYWOOD
06 16 00.A1	AIR AND WATER RESISTIVE SHEATHING BOARD
07 11 13.A1	BITUMINOUS DAMPROOFING
07 21 00.A1	RIGID MINERAL WOOL INSULATION
07 21 00.A2	MINERAL FIBER BLANKET INSULATION
07 21 00.D1	PERIMETER AND UNDER SLAB INSULATION
07 21 00.F1	SPRAY POLYURETHANE FOAM INSULATION
07 26 16.A1	BELOW-GRADE VAPOR BARRIER
07 27 26.A1	FLUID-APPLIED MEMBRANE AIR BARRIER
07 42 13.A1	SHINGLE STYLE METAL WALL PANEL
07 42 13.A2	SHINGLE STYLE METAL WALL PANEL - COLOR A
07 42 13.A4	VERTICAL METAL PANEL
07 42 13.A5	VERTICAL METAL PANEL - COLOR A
07 42 13.A6	VERTICAL METAL PANEL - COLOR B
07 42 13.B8	MANUFACTURER'S ALUMINUM TRIM
07 42 13.B7	MANUFACTURER'S SILL FLASHING
07 42 13.B8	MANUFACTURER'S TRANSITION FLASHING
07 42 13.D3	VERTICAL SUB-GIRT - 3/4\"
07 42 13.D4	HORIZONTAL SUB-GIRT - 3/4\"
07 46 46.A3	FIBER CEMENT PANEL & REVEAL SYSTEM - COLOR A
07 46 46.A4	FIBER CEMENT PANEL & REVEAL SYSTEM - COLOR B
07 46 46.B1	MANUFACTURER'S ALUMINUM TRIM
07 54 23.A2	FULLY ADHERED TPO ROOFING
07 54 23.B1	TAPERED ROOF INSULATION
07 62 00.D2	2\"
07 62 00.E1	EXTRUDED CORING
07 62 00.G1	METAL SILL FLASHING
07 62 00.G3	MISCELLANEOUS FLASHING
07 81 16.A1	1 HOUR RATED SPRAY APPLIED CEMENTITIOUS FIREPROOFING
07 92 00.H3	SEALANT & BACKER ROD
08 41 13.B1	ALUMINUM STOREFRONT SYSTEM
08 41 13.B4	ALUMINUM BRACKETMETAL TO MATCH STOREFRONT FRAME
08 51 13.A2	ALUMINUM WINDOW
08 51 13.A2	SHIMS
09 21 16.A1	1 5/8\"
09 21 16.A4	3 5/8\"
09 21 16.A6	6\"
09 21 16.M1	GYPSUM BOARD
10 73 16.A1	PREMANUFACTURED METAL CANOPY
10 73 16.A2	CANOPY GUTTER

#	DATE	CHANGE DESCRIPTION
1	02/14/2020	ADDENDUM #1
2	02/21/2020	ADDENDUM #3




**NEW RESIDENCE HALL**  
KENTON DRIVE & CARROLL DRIVE  
HIGHLAND HEIGHTS, KY 41099  
FOR  
**NORTHERN KENTUCKY UNIVERSITY**



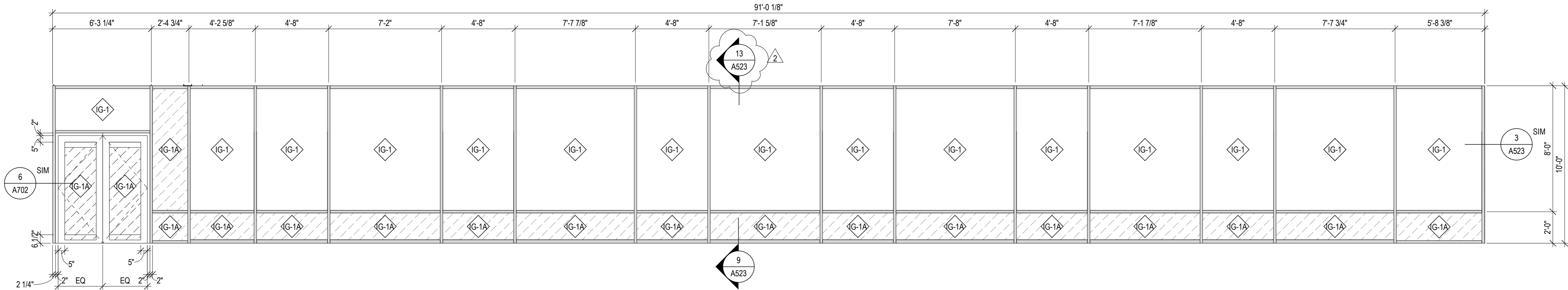
434 MADISON AVENUE  
COVINGTON, KY 41011  
PHONE: (859) 957-1277  
FAX: (859) 957-1280

DRAWING TITLE:

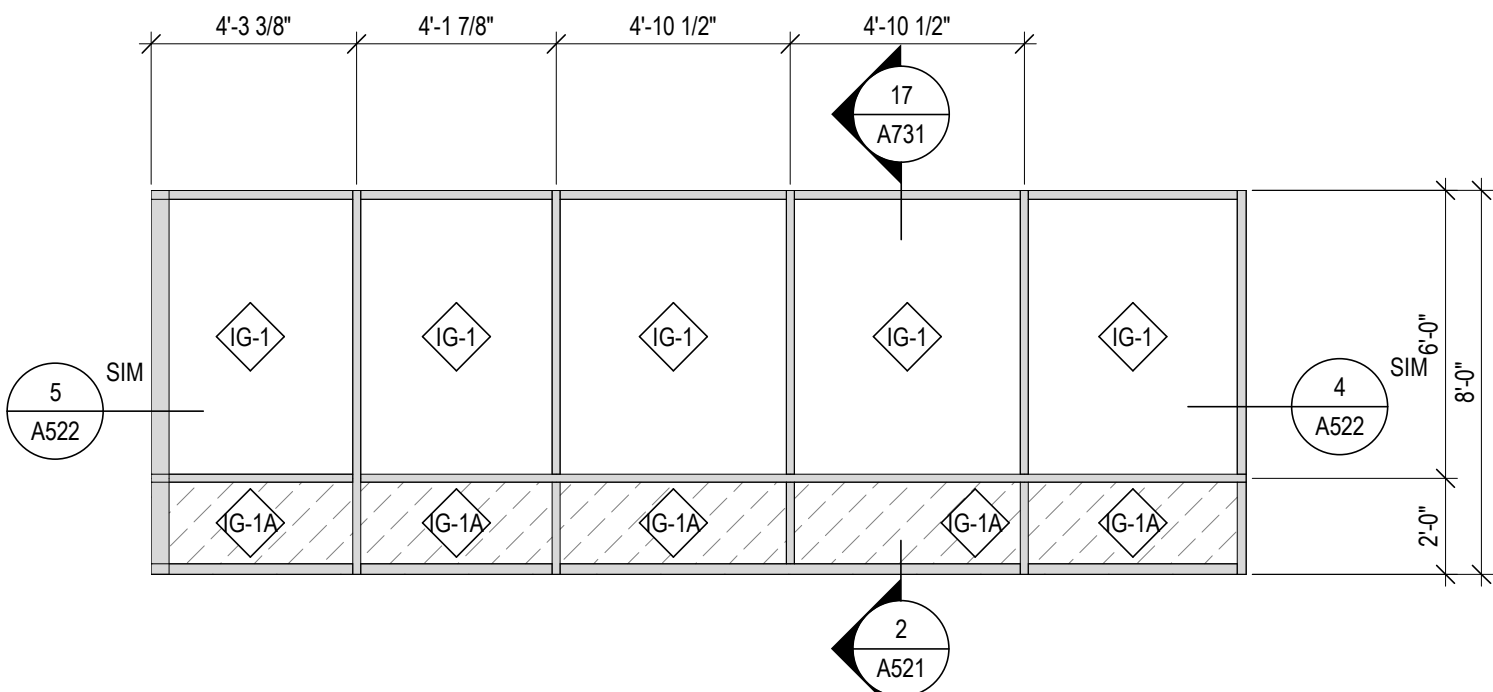
## EXTERIOR DETAILS



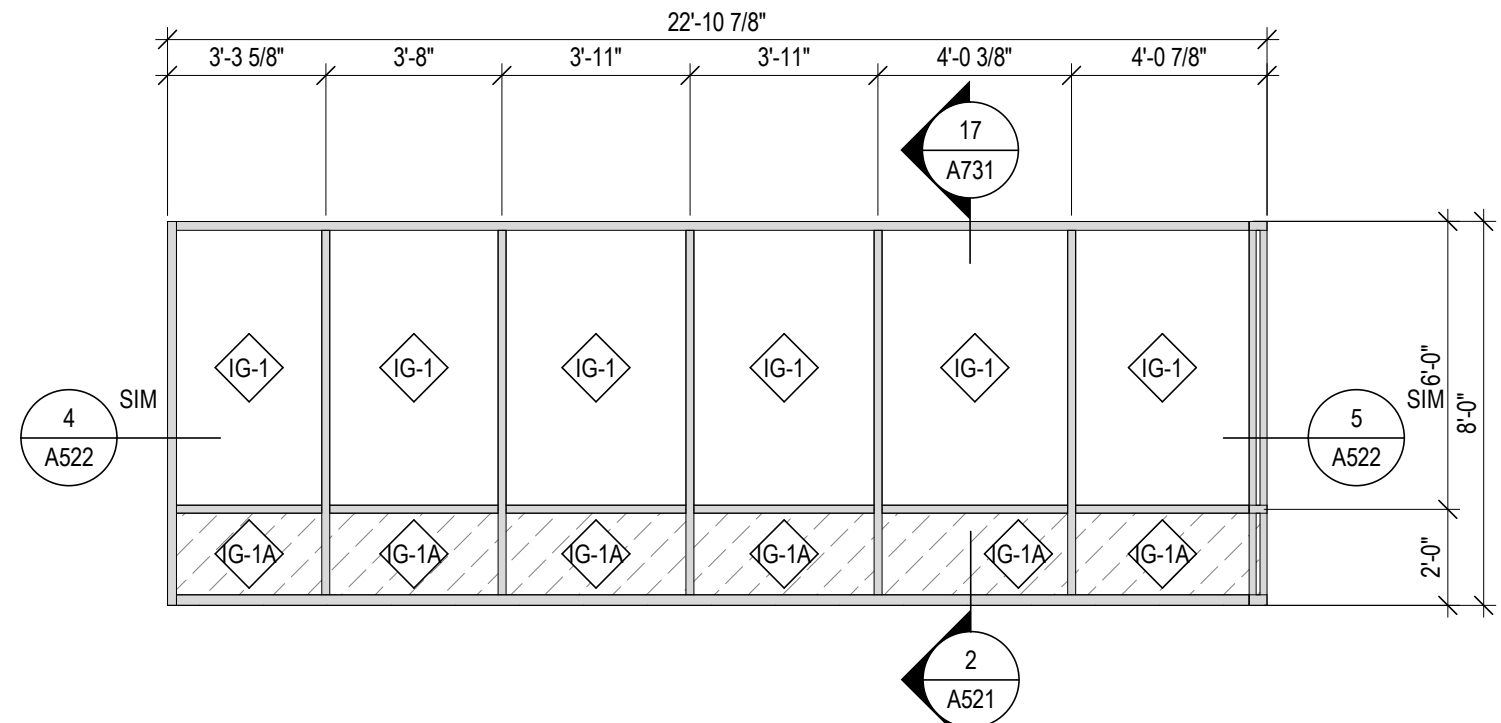
JANUARY 30, 2020  
DRAWN BY: Author CHECKED BY: Checker  
#18237  
**A523**  
BID & PERMIT SUBMITTAL



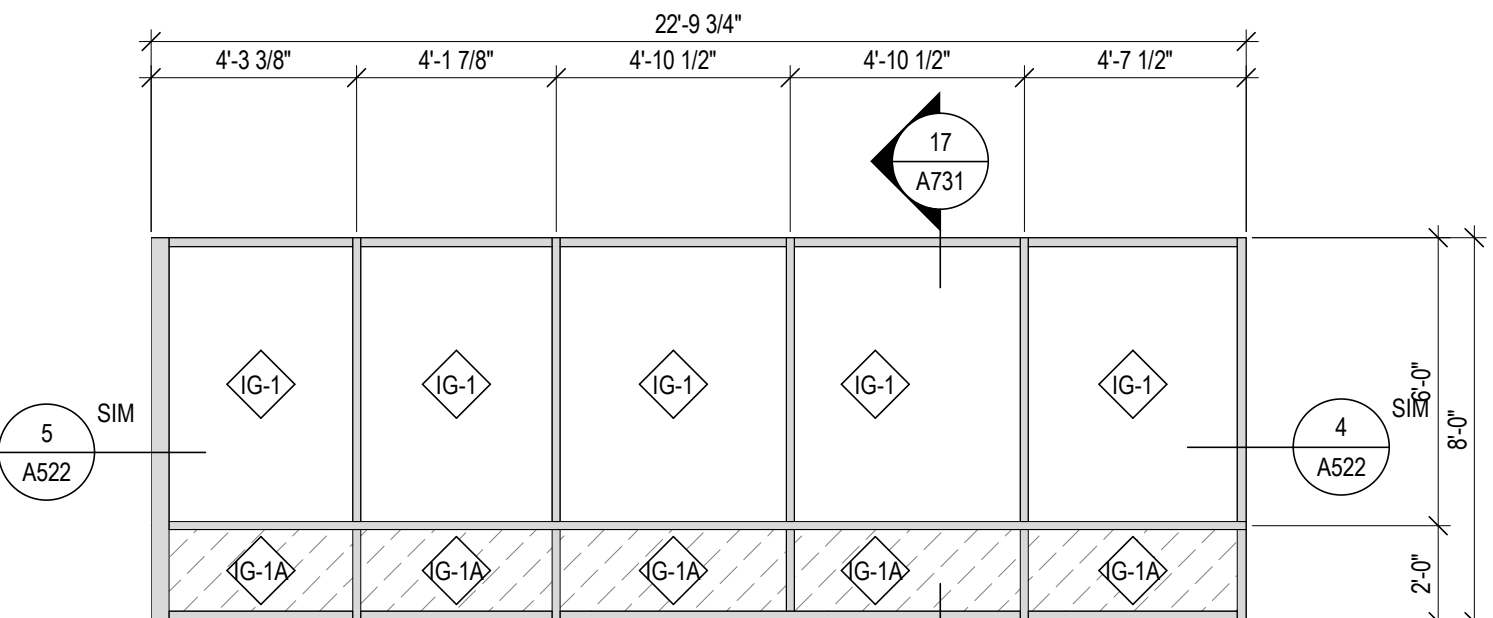
**05 WEST STOREFRONT**  
1/4" = 1'-0"



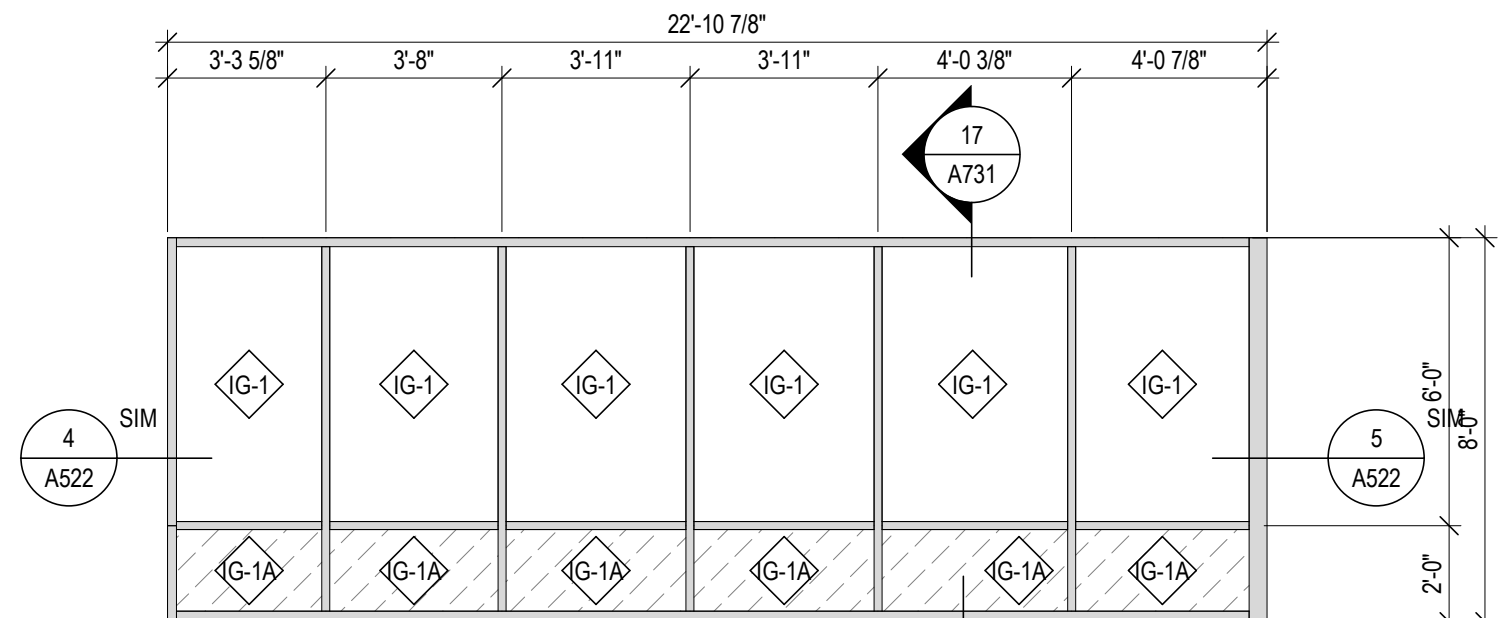
**18 TOWER NORTH - LEVEL 04**  
1/4" = 1'-0"



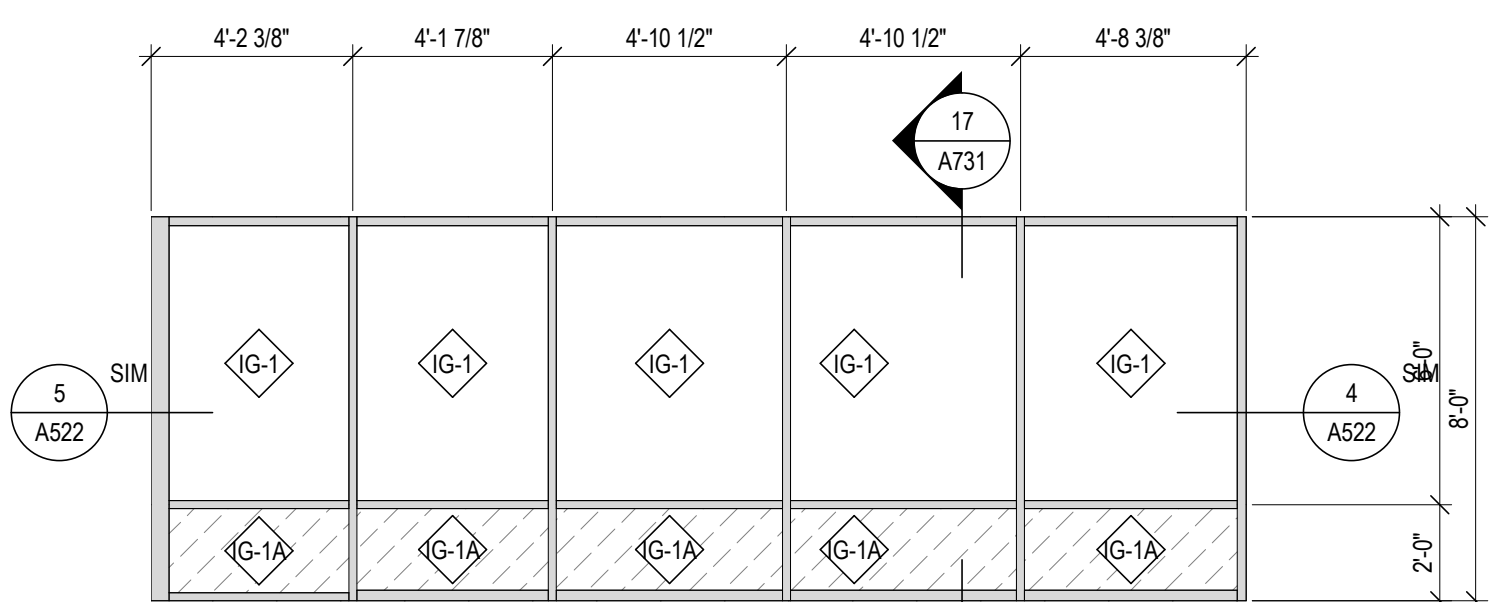
**13 TOWER EAST - LEVEL 04**  
1/4" = 1'-0"



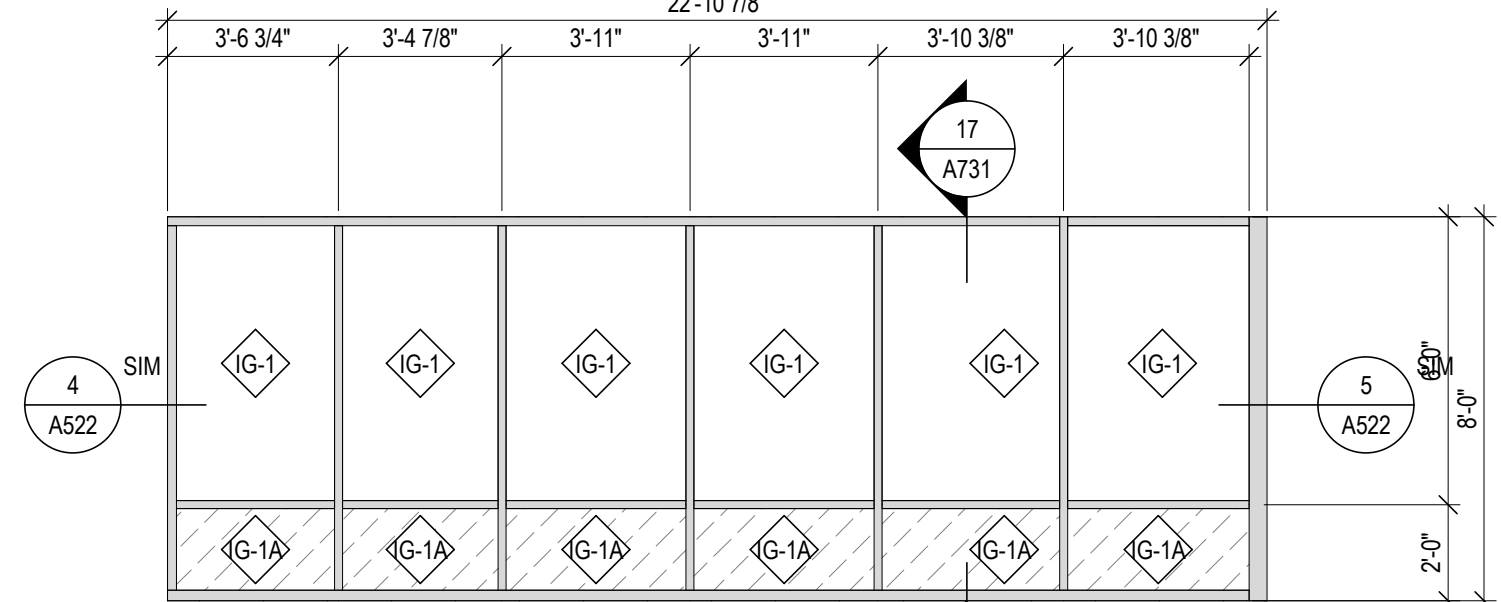
**17 TOWER NORTH - LEVEL 03**  
1/4" = 1'-0"



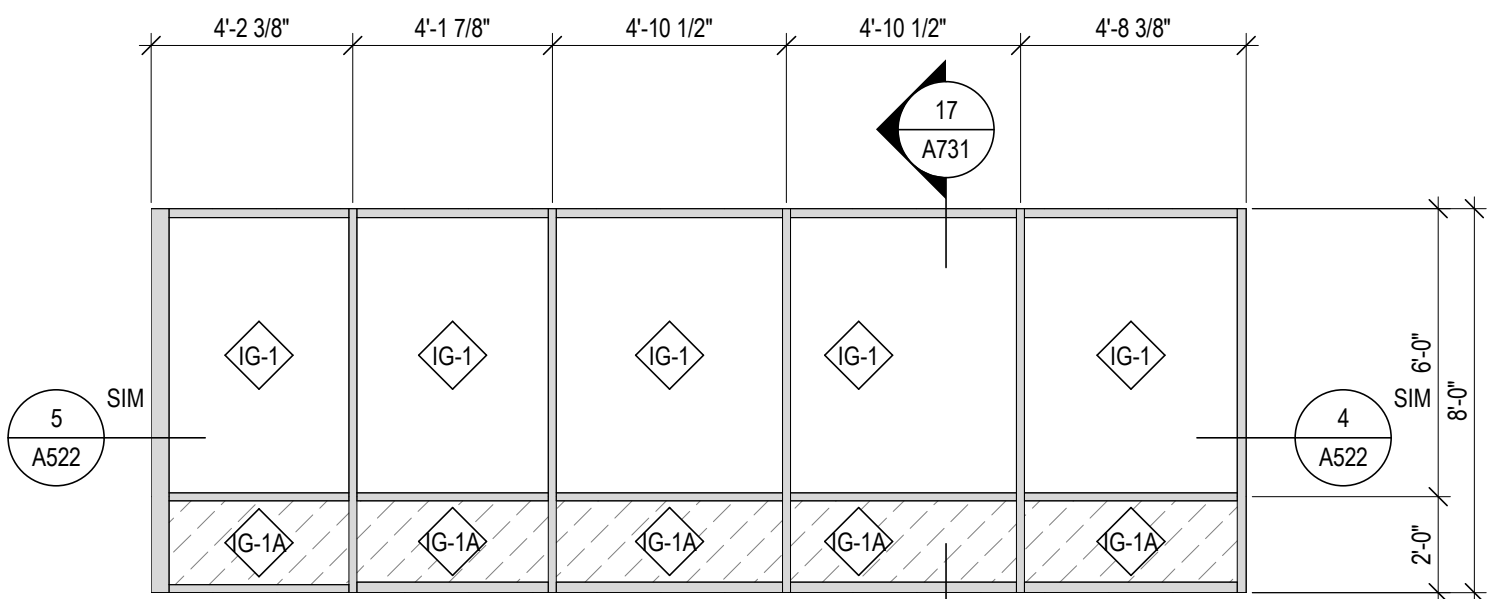
**12 TOWER EAST - LEVEL 03**  
1/4" = 1'-0"



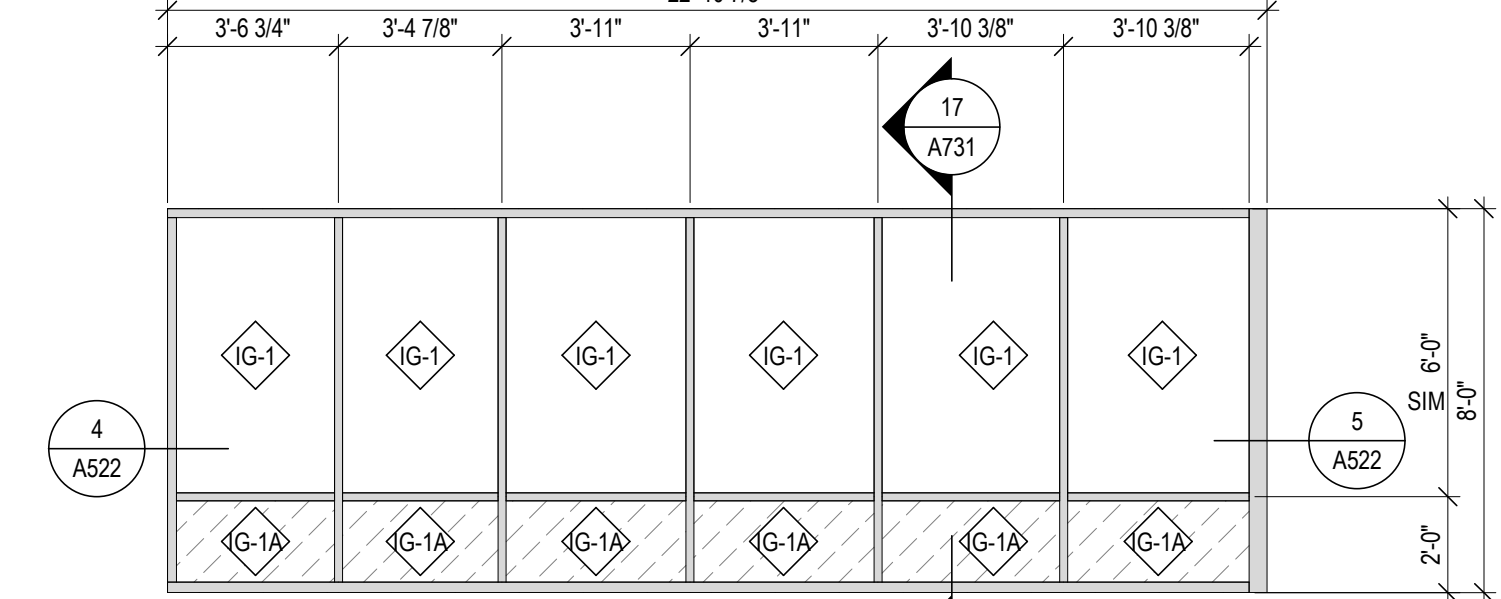
**16 TOWER NORTH - LEVEL 02**  
1/4" = 1'-0"



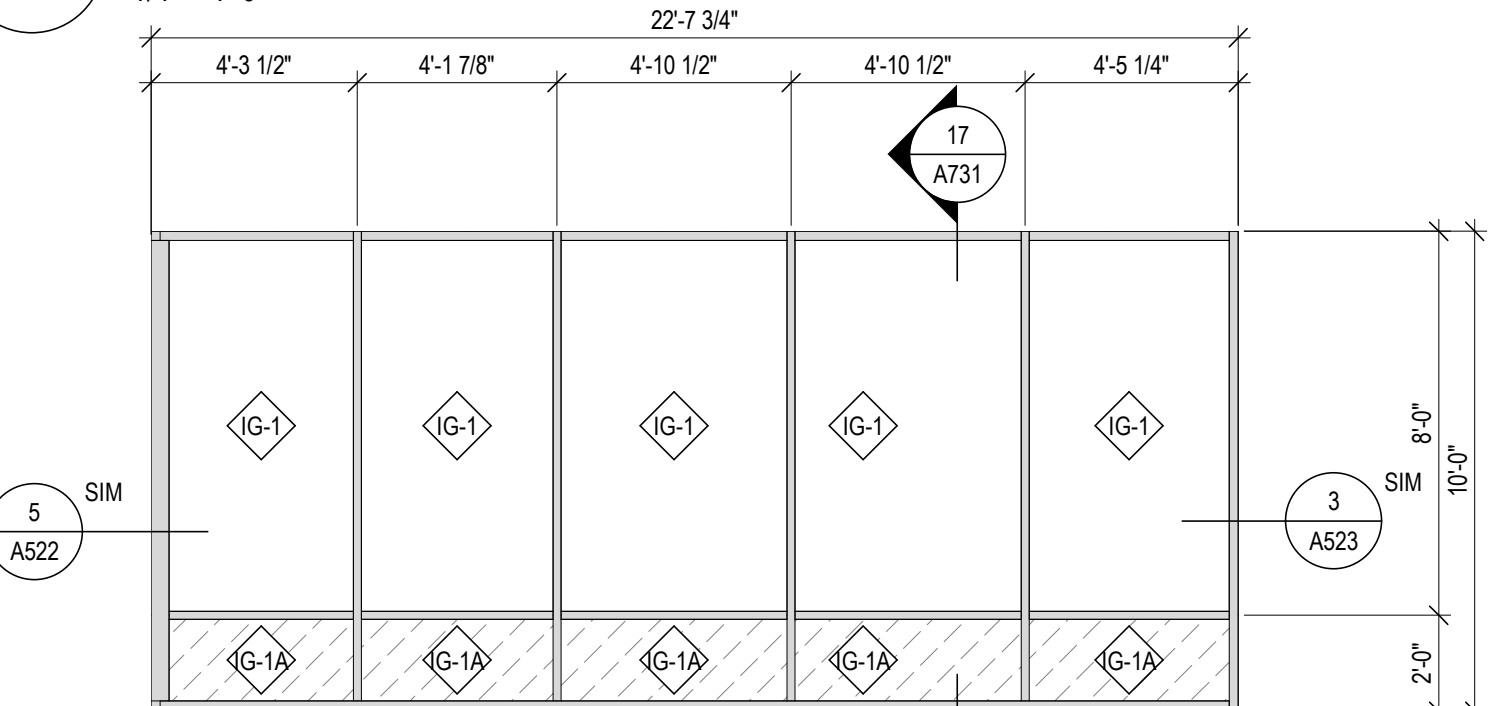
**11 TOWER EAST - LEVEL 02**  
1/4" = 1'-0"



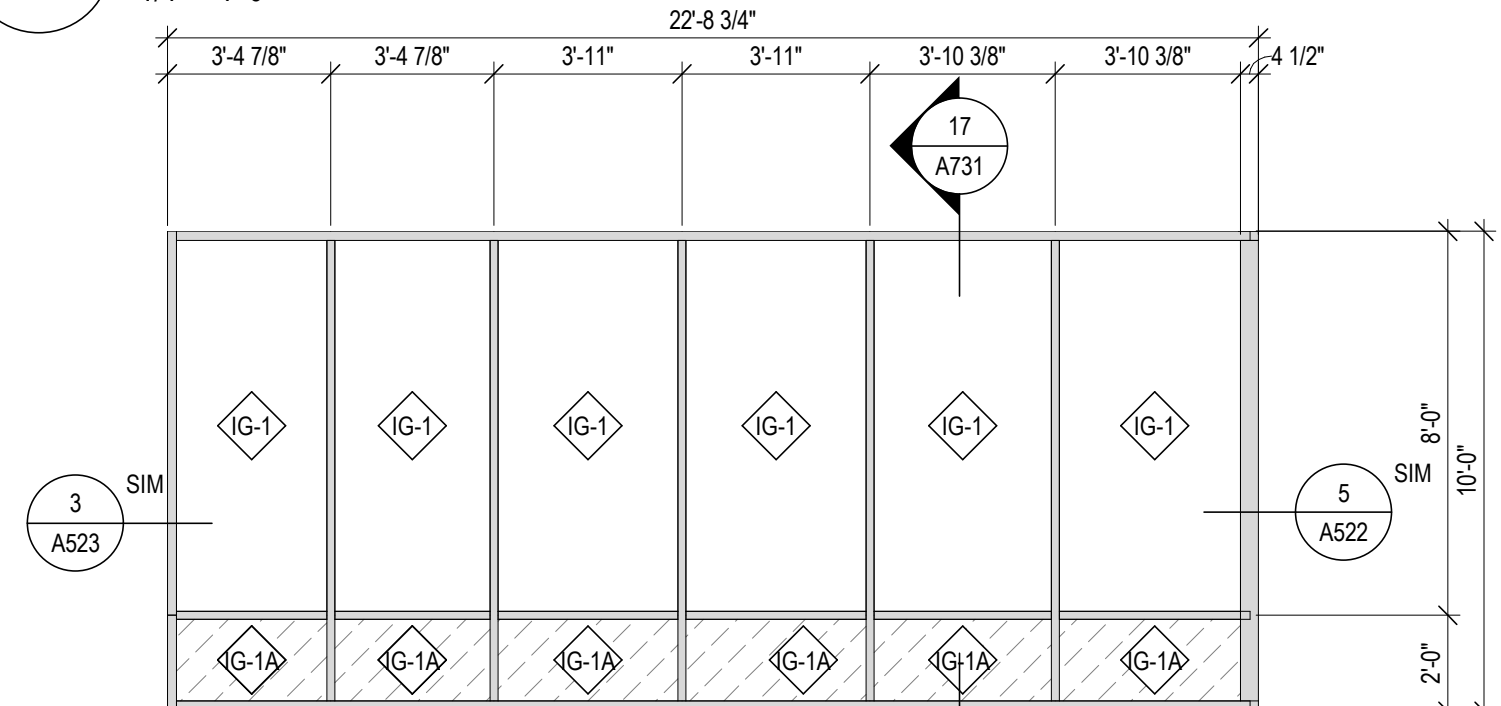
**15 TOWER NORTH - LEVEL 01**  
1/4" = 1'-0"



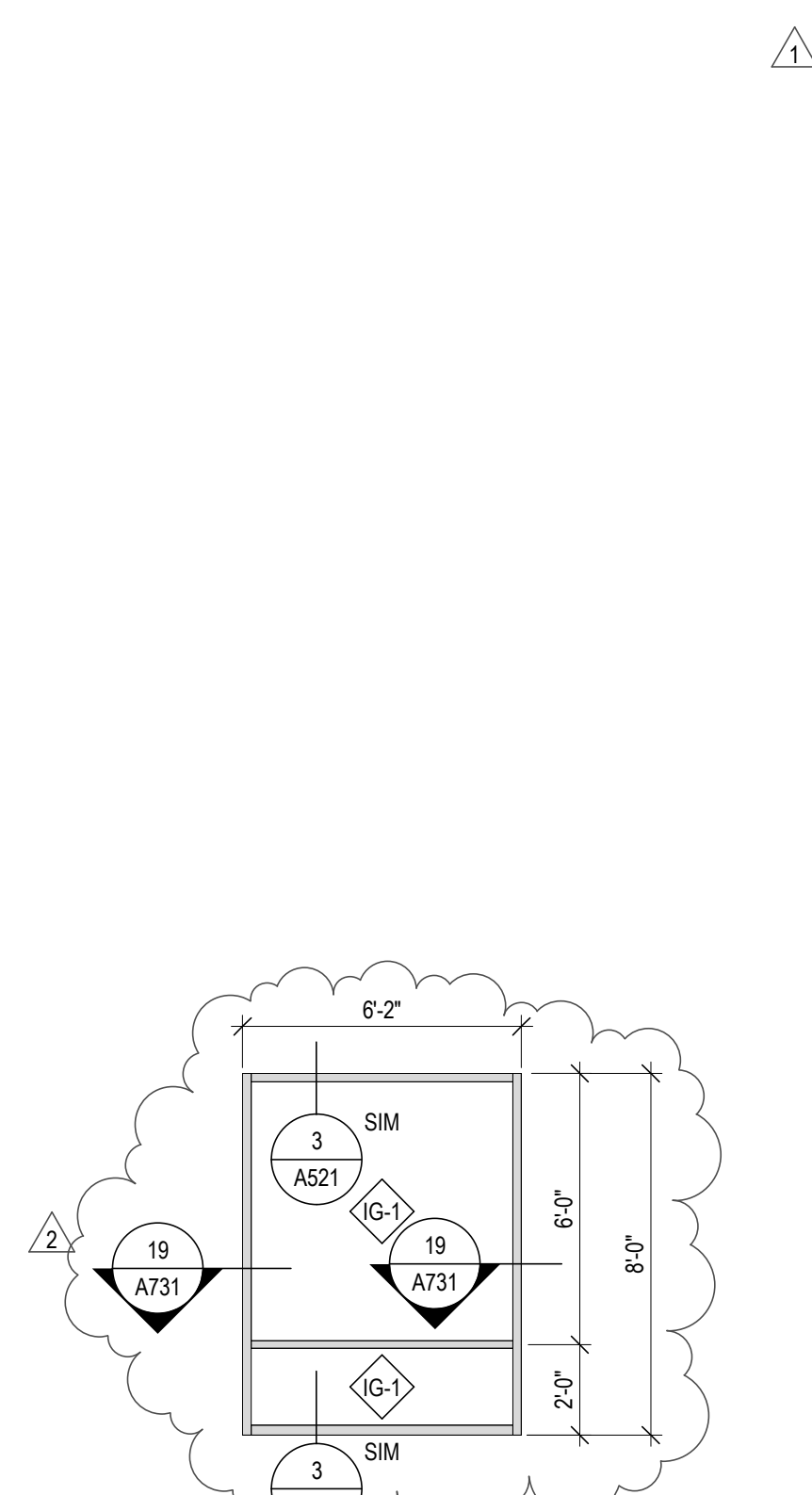
**10 TOWER EAST - LEVEL 01**  
1/4" = 1'-0"



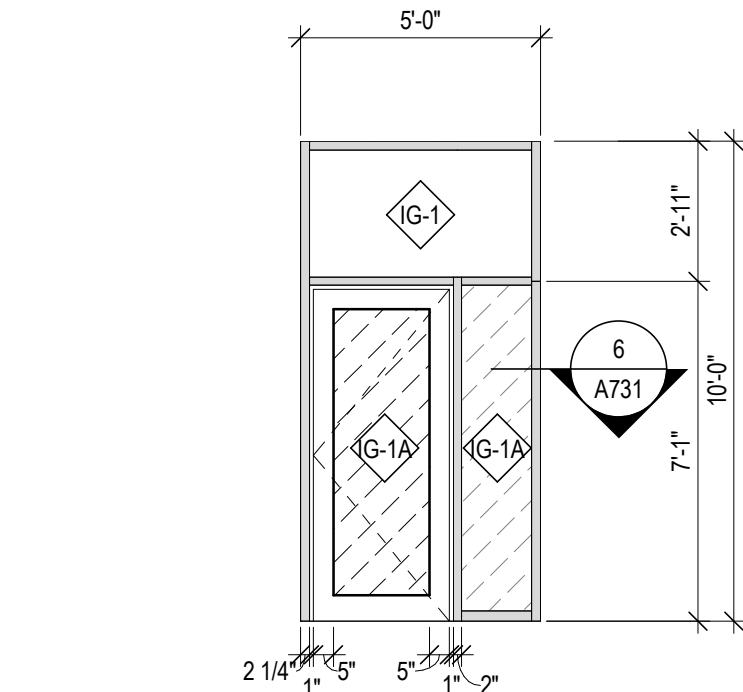
**14 TOWER NORTH - LEVEL 00**  
1/4" = 1'-0"



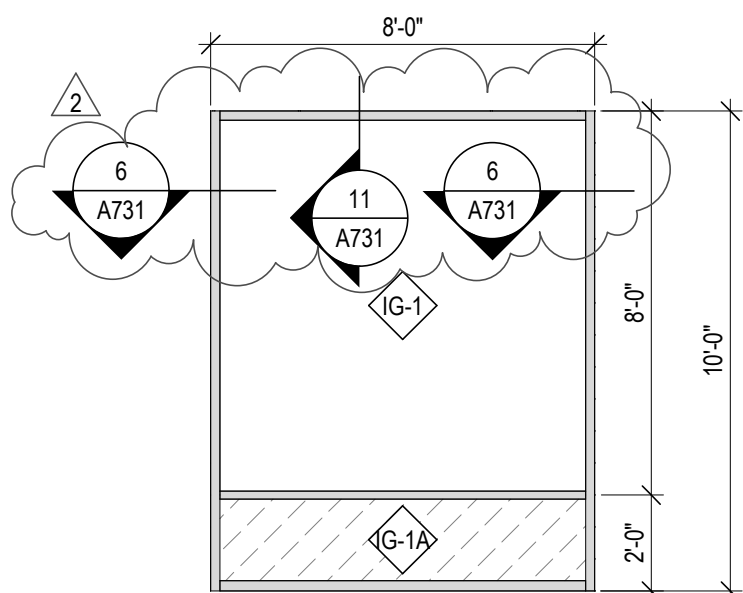
**09 TOWER EAST - LEVEL 00**  
1/4" = 1'-0"



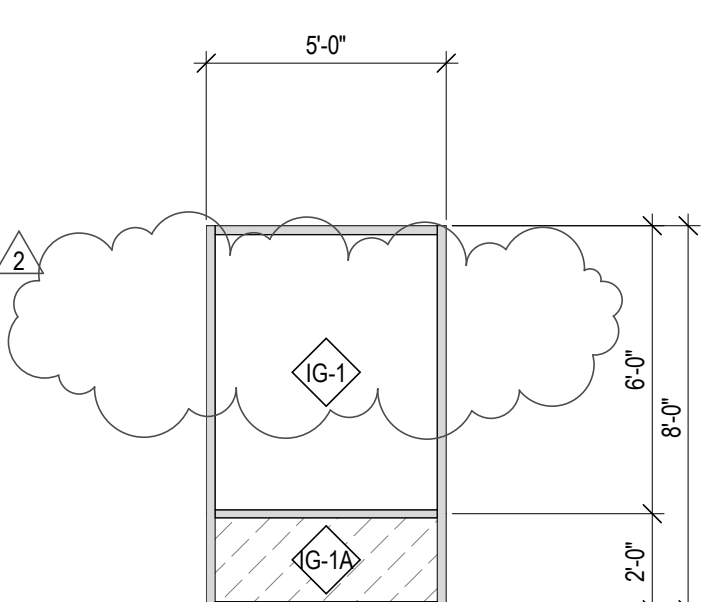
**08 STOREFRONT D**  
1/4" = 1'-0"



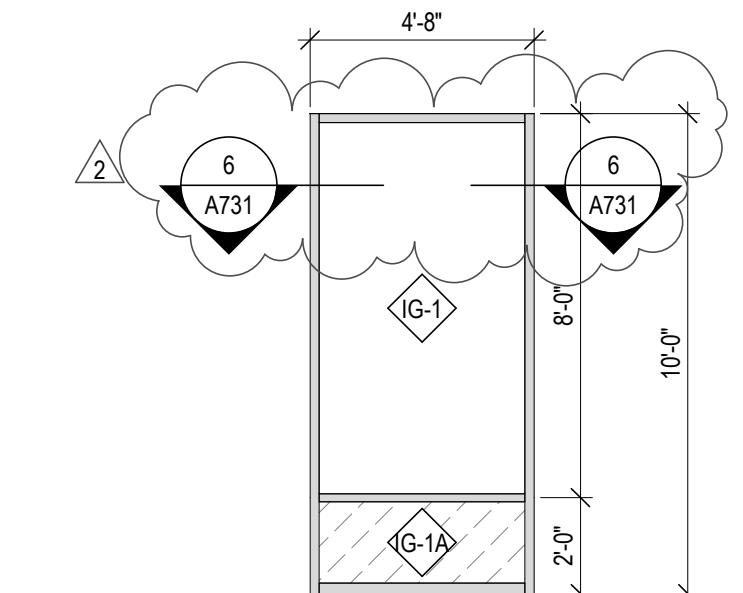
**04 STOREFRONT DOOR**  
1/4" = 1'-0"



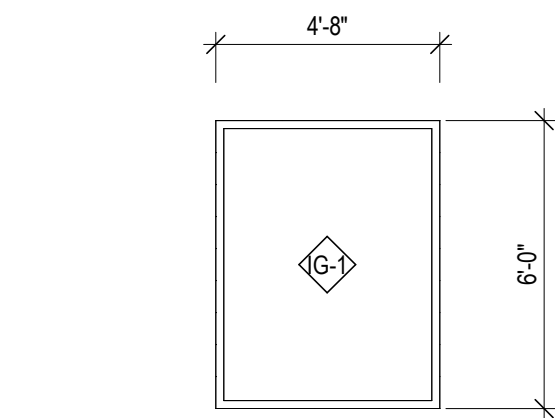
**03 STOREFRONT B**  
1/4" = 1'-0"



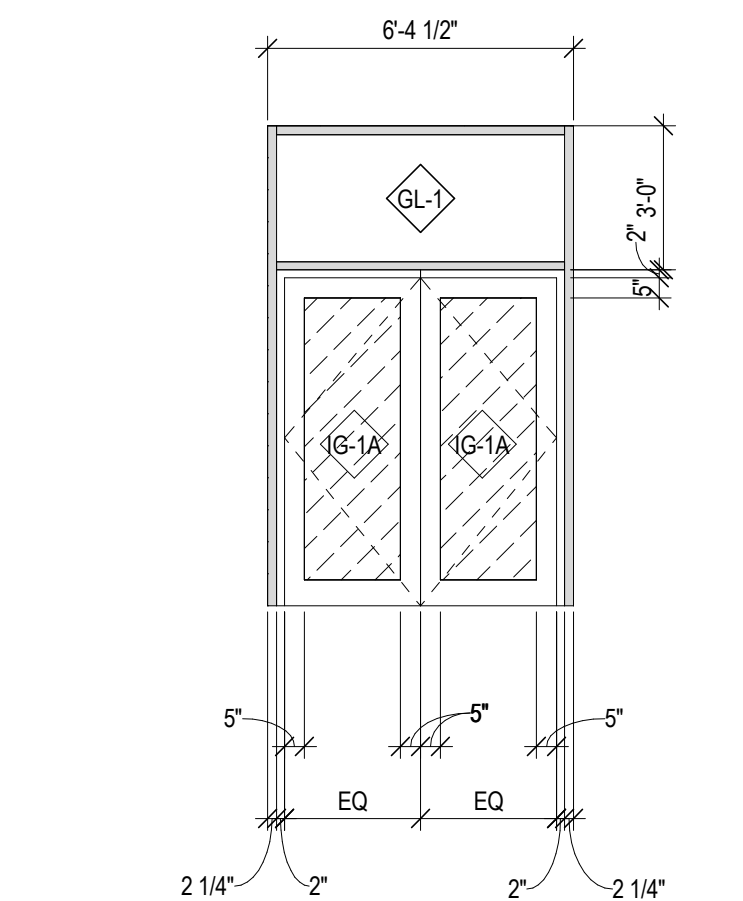
**07 STOREFRONT C**  
1/4" = 1'-0"



**02 STOREFRONT A**  
1/4" = 1'-0"



**06 TYPICAL FIXED WINDOW**  
1/4" = 1'-0"



**01 VESTIBULE DOOR**  
1/4" = 1'-0"

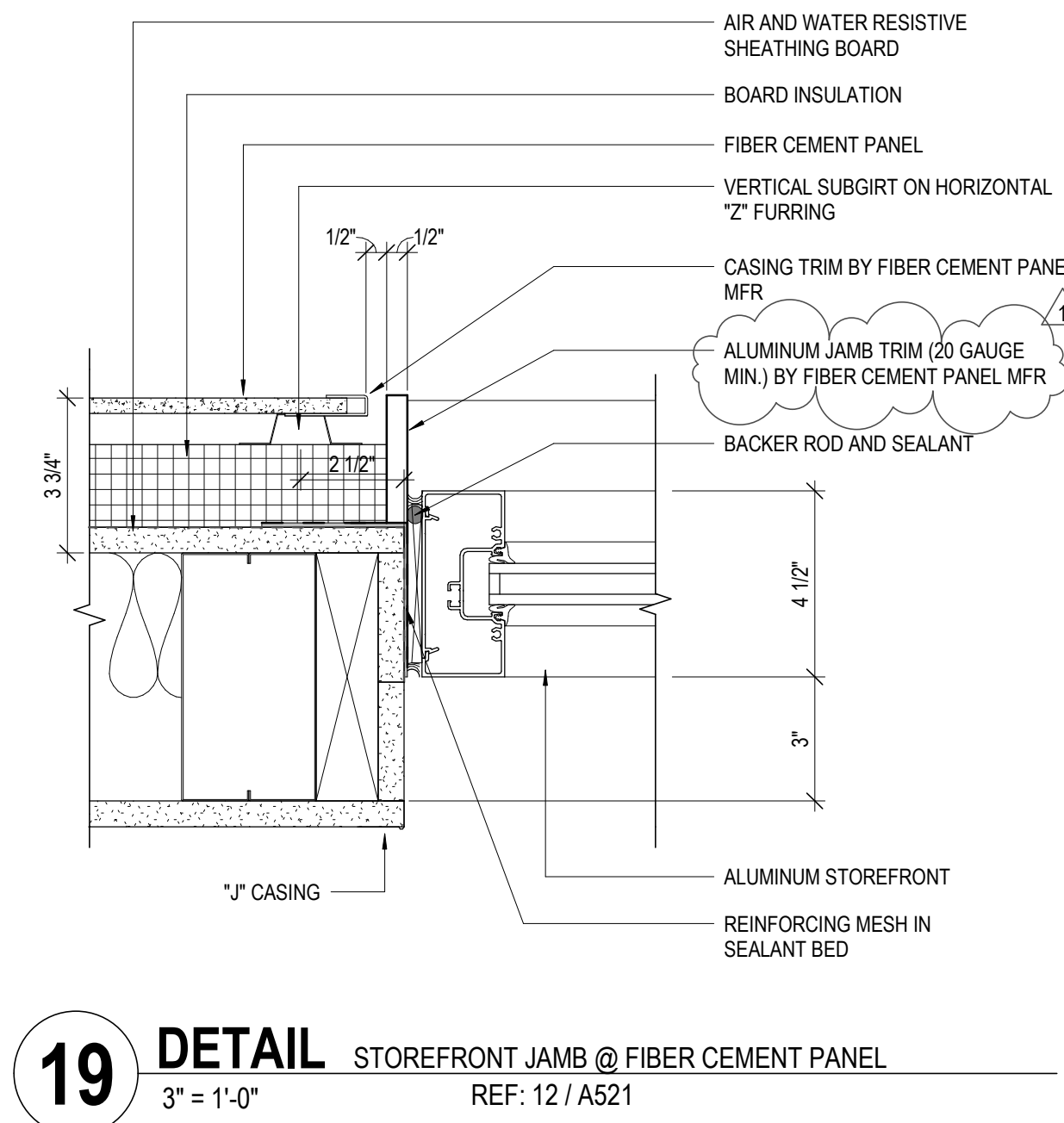
#	DATE	CHANGE DESCRIPTION
1	02/14/2020	ADDENDUM #1
2	02/21/2020	ADDENDUM #3

**NKU** **NEW RESIDENCE HALL**  
KENTON DRIVE & CARROLL DRIVE  
HIGHLAND HEIGHTS, KY 41099  
FOR  
**NORTHERN KENTUCKY UNIVERSITY**

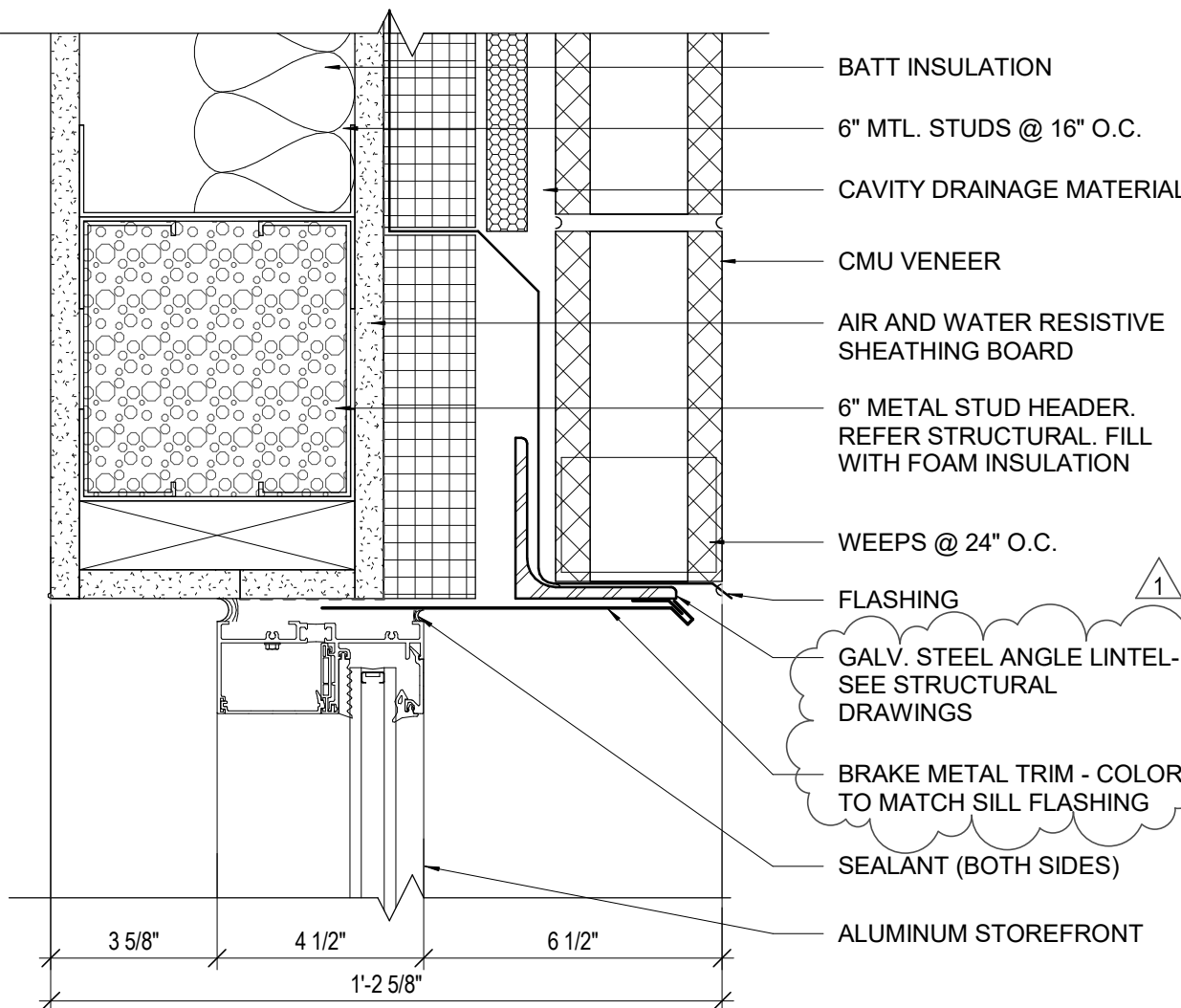
**MOODY-NOLAN** 434 MADISON AVENUE  
COVINGTON, KY 41011  
PHONE: (859) 957-1277  
FAX: (859) 957-1280

DRAWING TITLE:  
**EXTERIOR STOREFRONT ELEVATIONS**

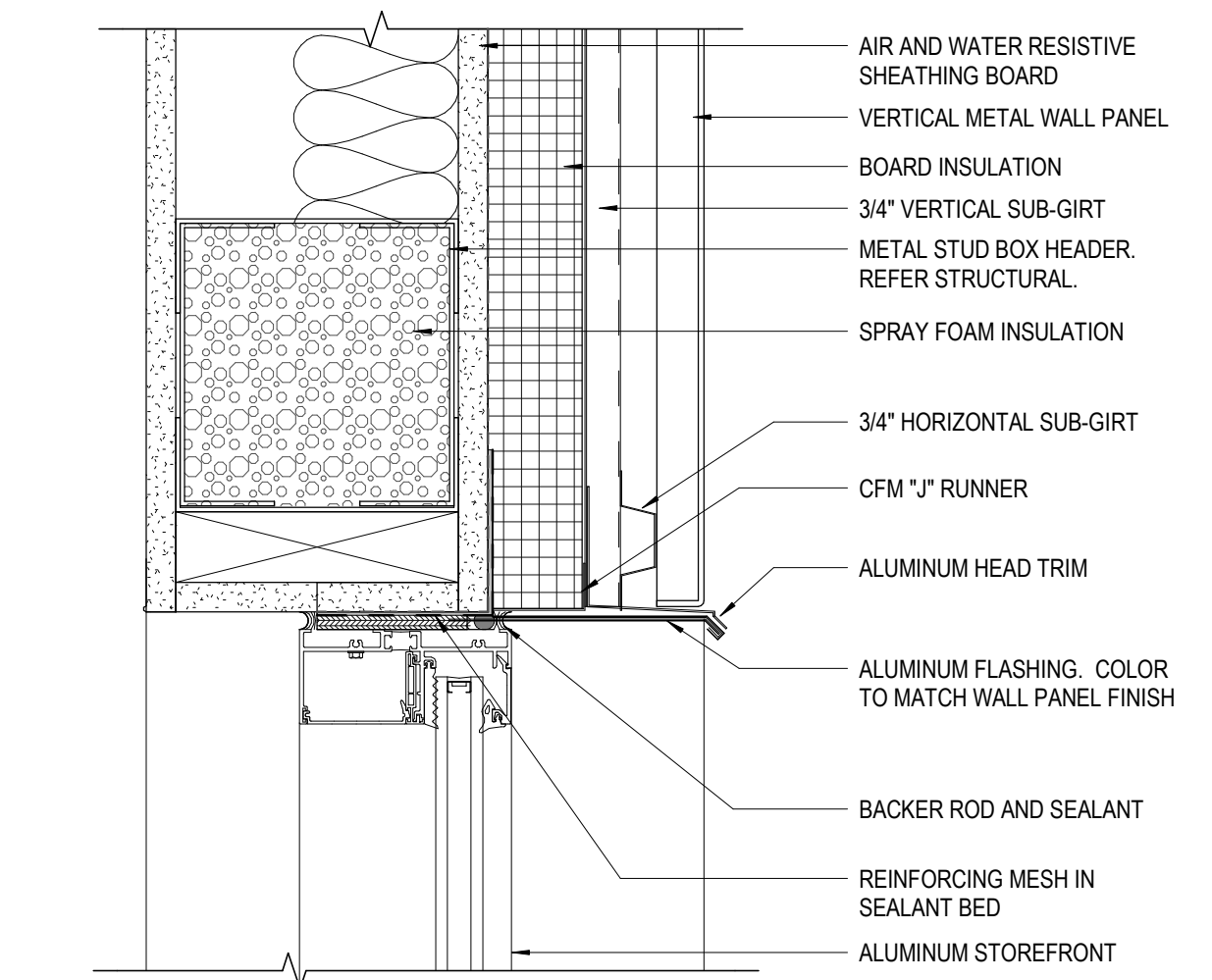
	JANUARY 30, 2020
	DRAWN BY: Author CHECKED BY: Checker
	#18237
	<b>A721</b>
BID & PERMIT SUBMITTAL	



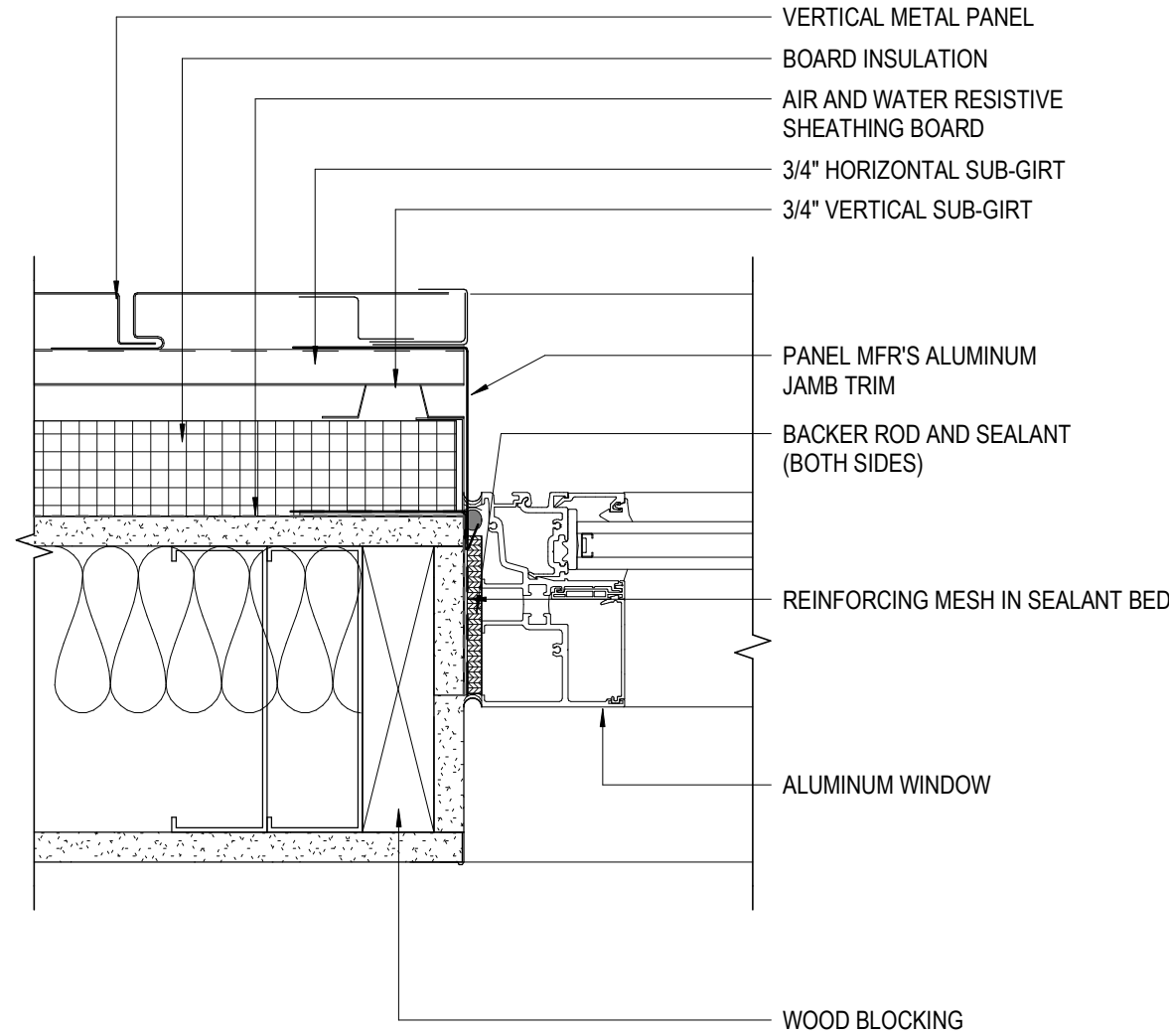
**19 DETAIL** STOREFRONT JAMB @ FIBER CEMENT PANEL  
3" = 1'-0" REF: 12 / A521



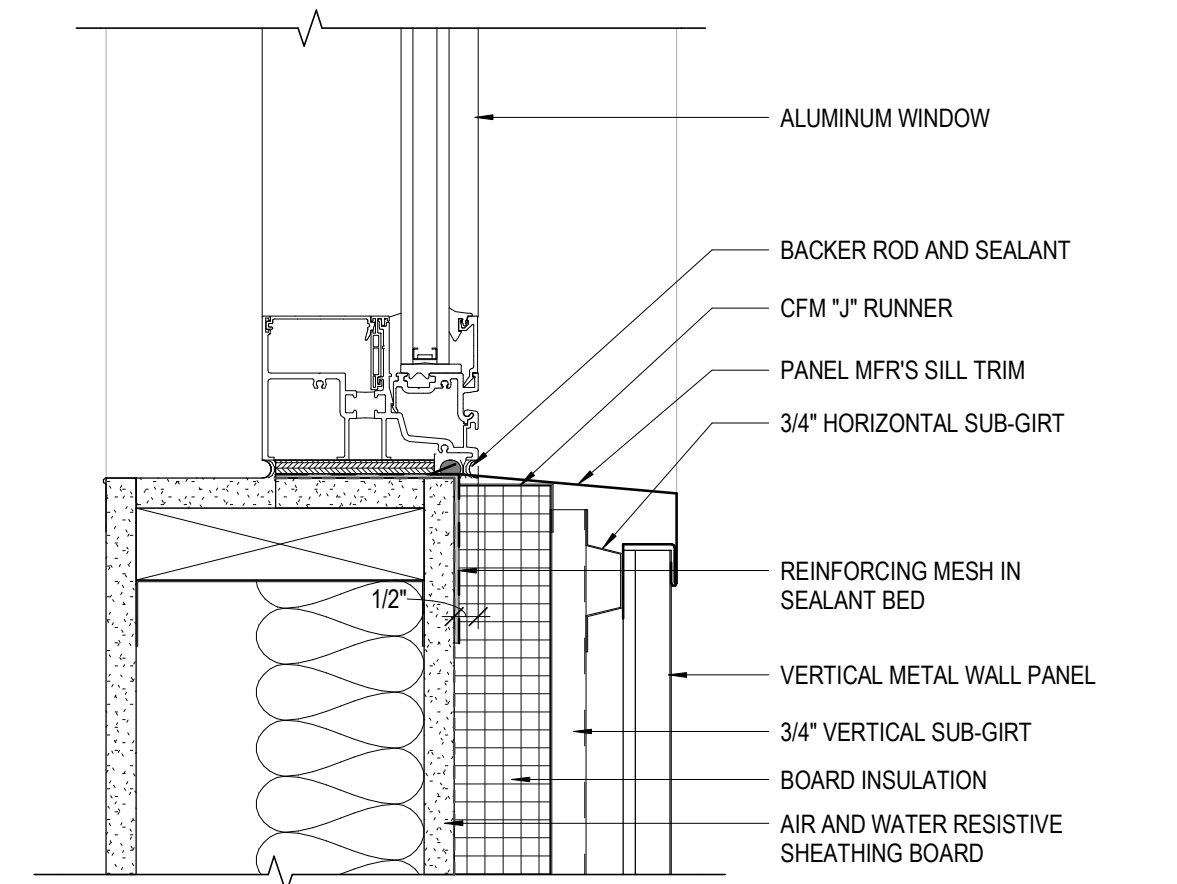
**18 DETAIL** ALUM WINDOW HEAD @ MTL STUD VENEER  
3" = 1'-0"



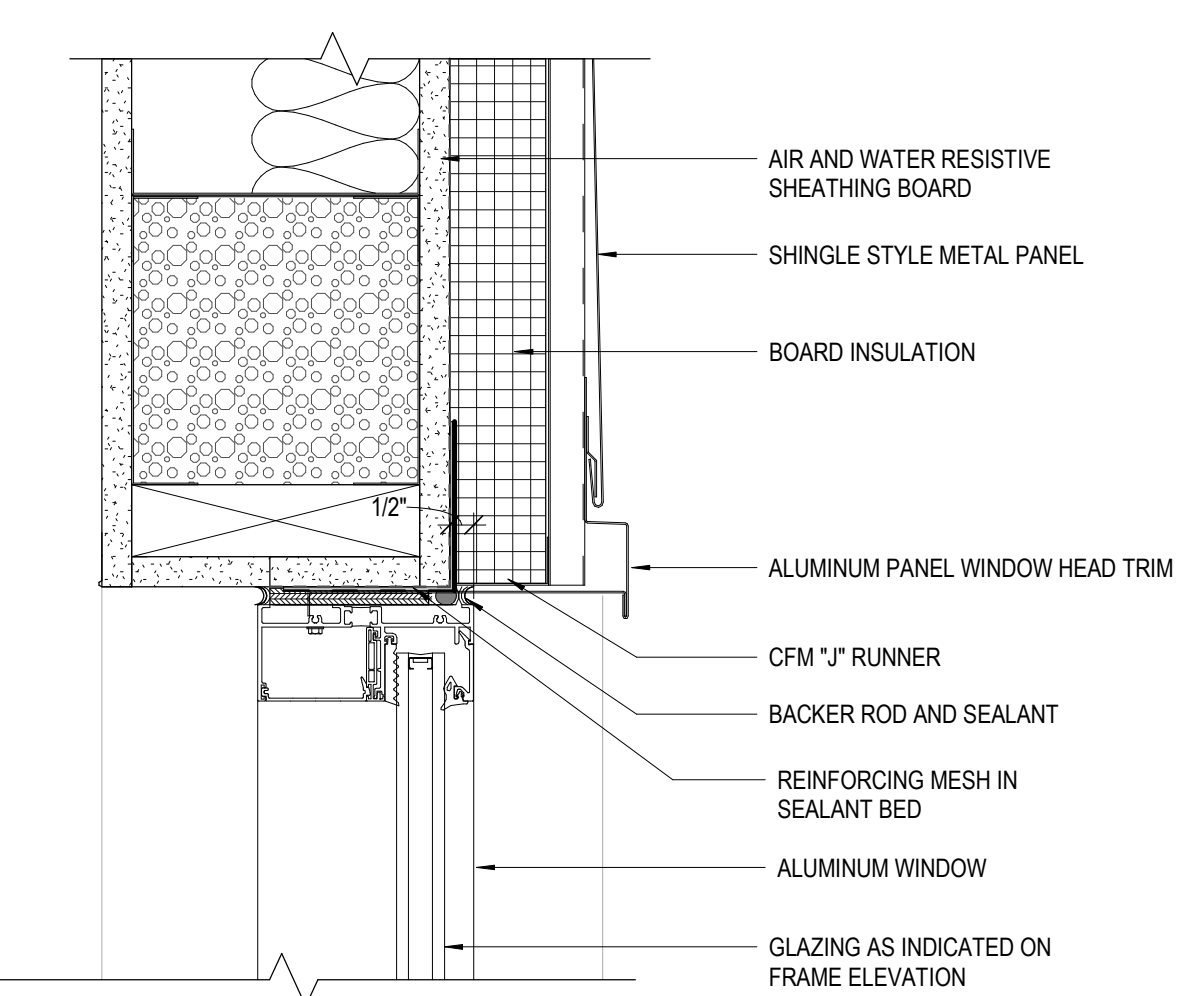
**17 DETAIL** ALUM WINDOW HEAD @ VERTICAL METAL PANEL  
3" = 1'-0" REF: 3 / A301



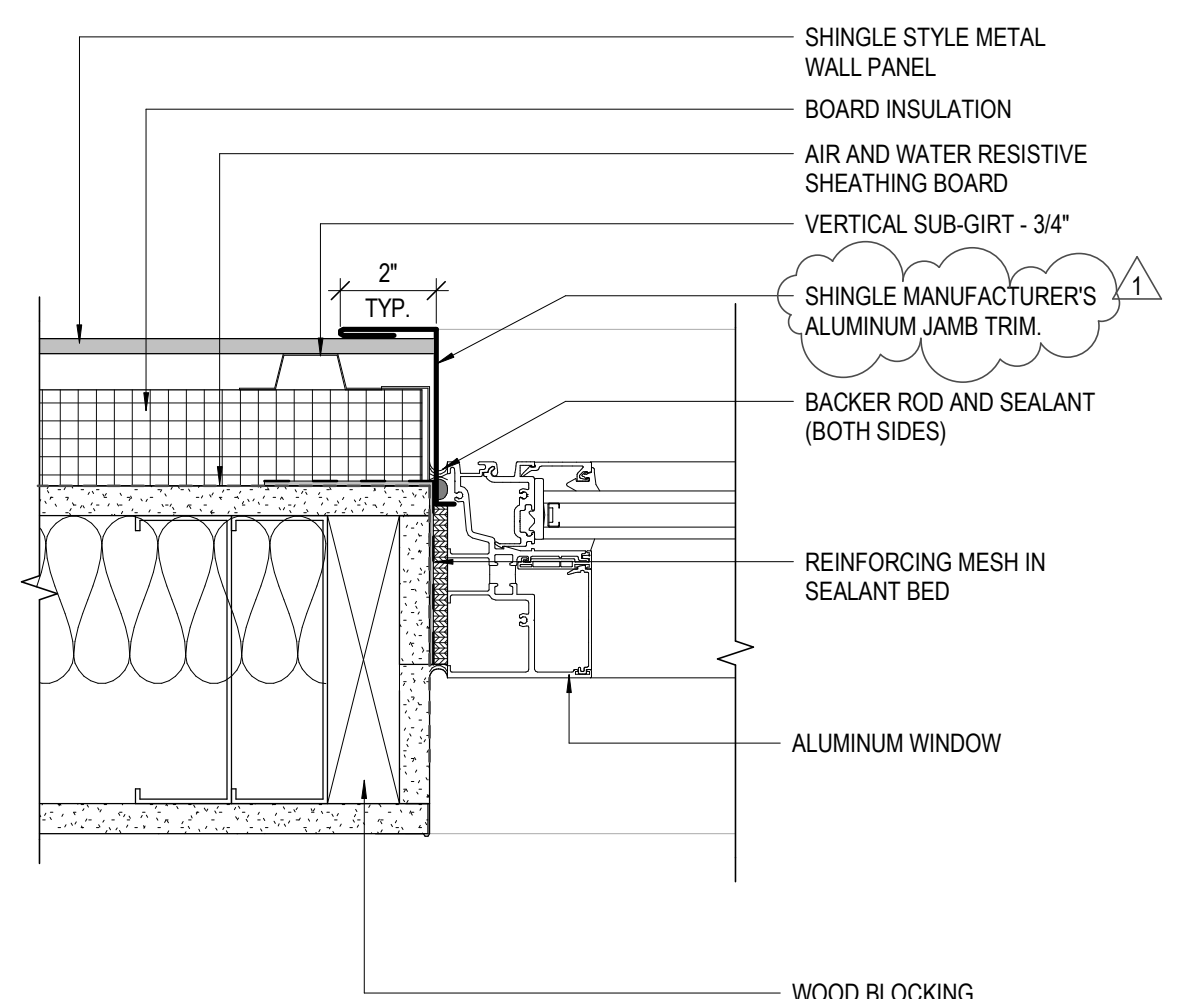
**16 DETAIL** ALUM WINDOW JAMB @ VERTICAL METAL PANEL  
3" = 1'-0" REF: 3 / A301



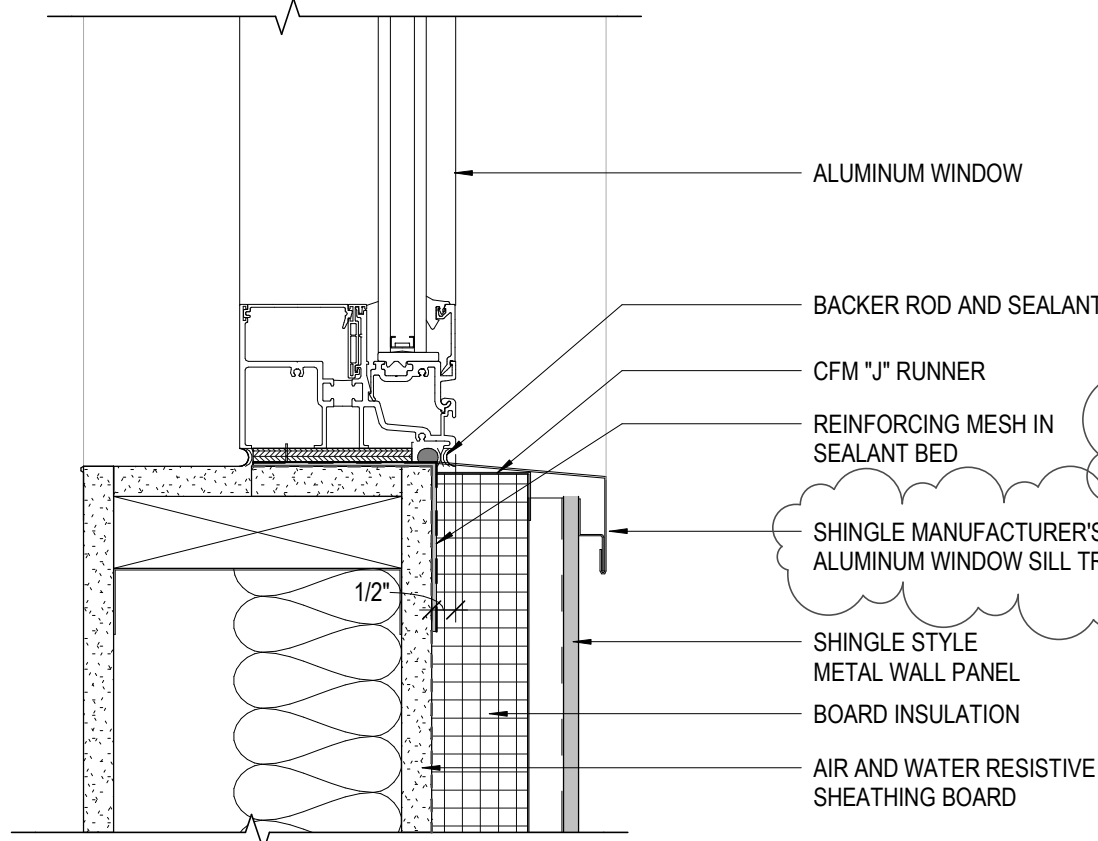
**15 DETAIL** ALUM WINDOW SILL @ VERTICAL METAL PANEL  
3" = 1'-0" REF: 3 / A301



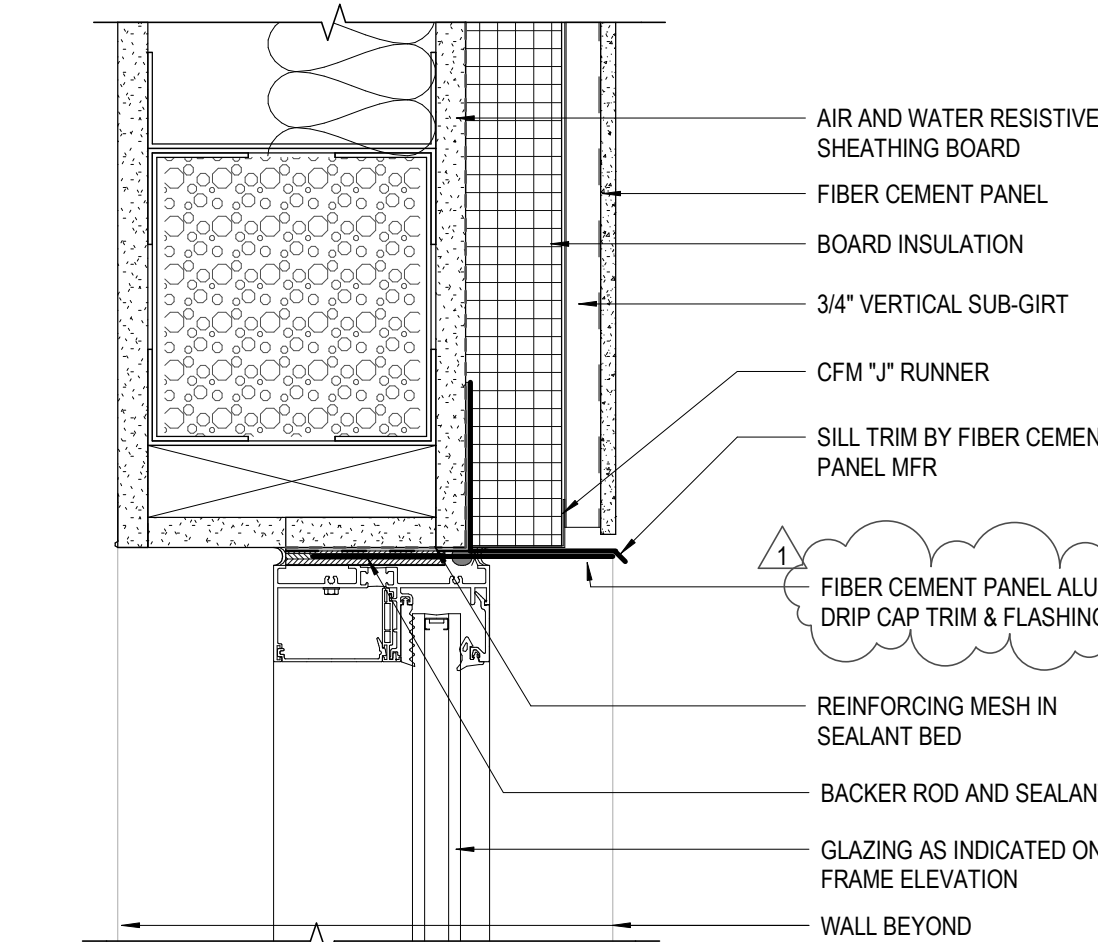
**14 DETAIL** ALUM WINDOW HEAD @ SHINGLE PANEL  
3" = 1'-0" REF: 3 / A301



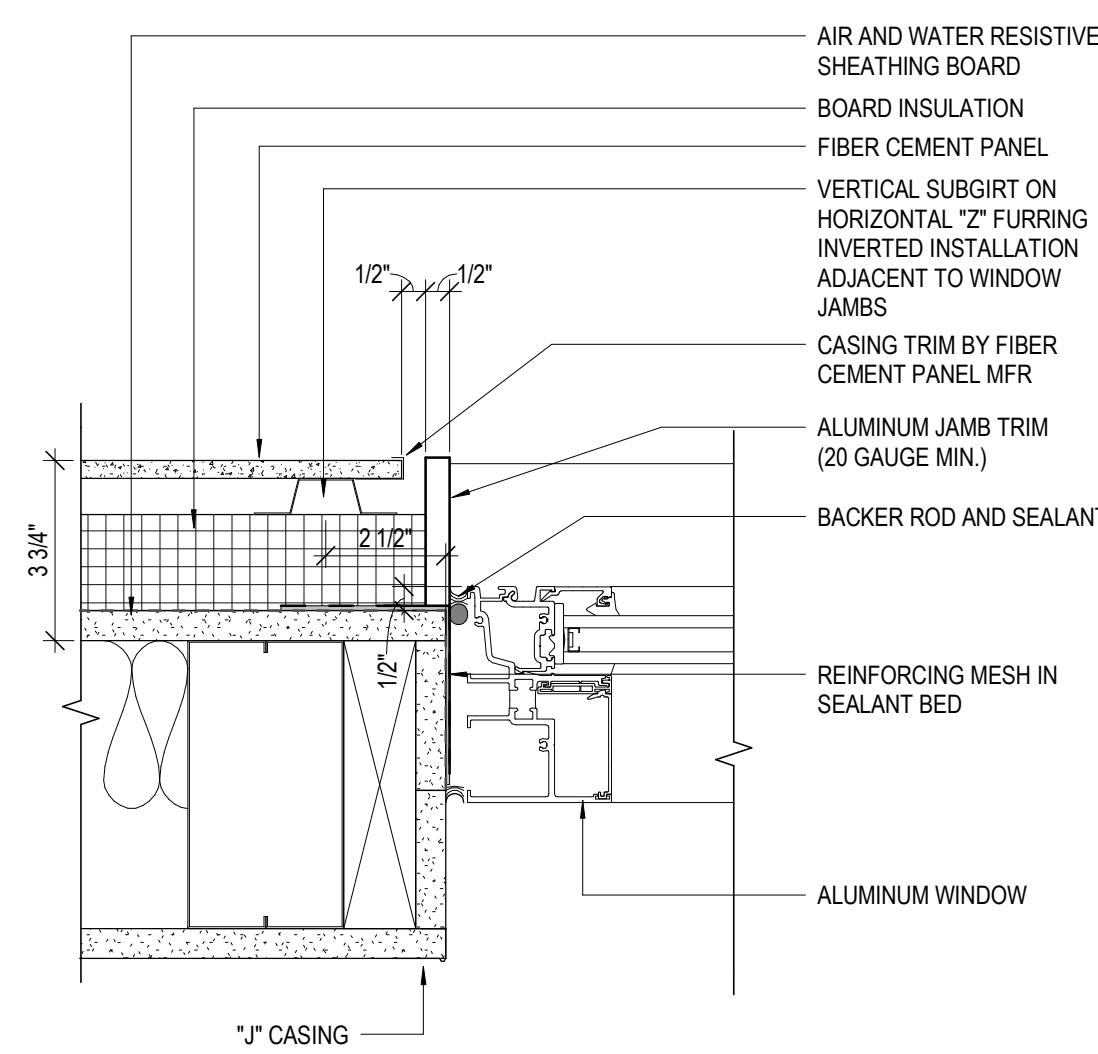
**13 DETAIL** ALUM WINDOW JAMB @ SHINGLE PANEL  
3" = 1'-0" REF: 3 / A301



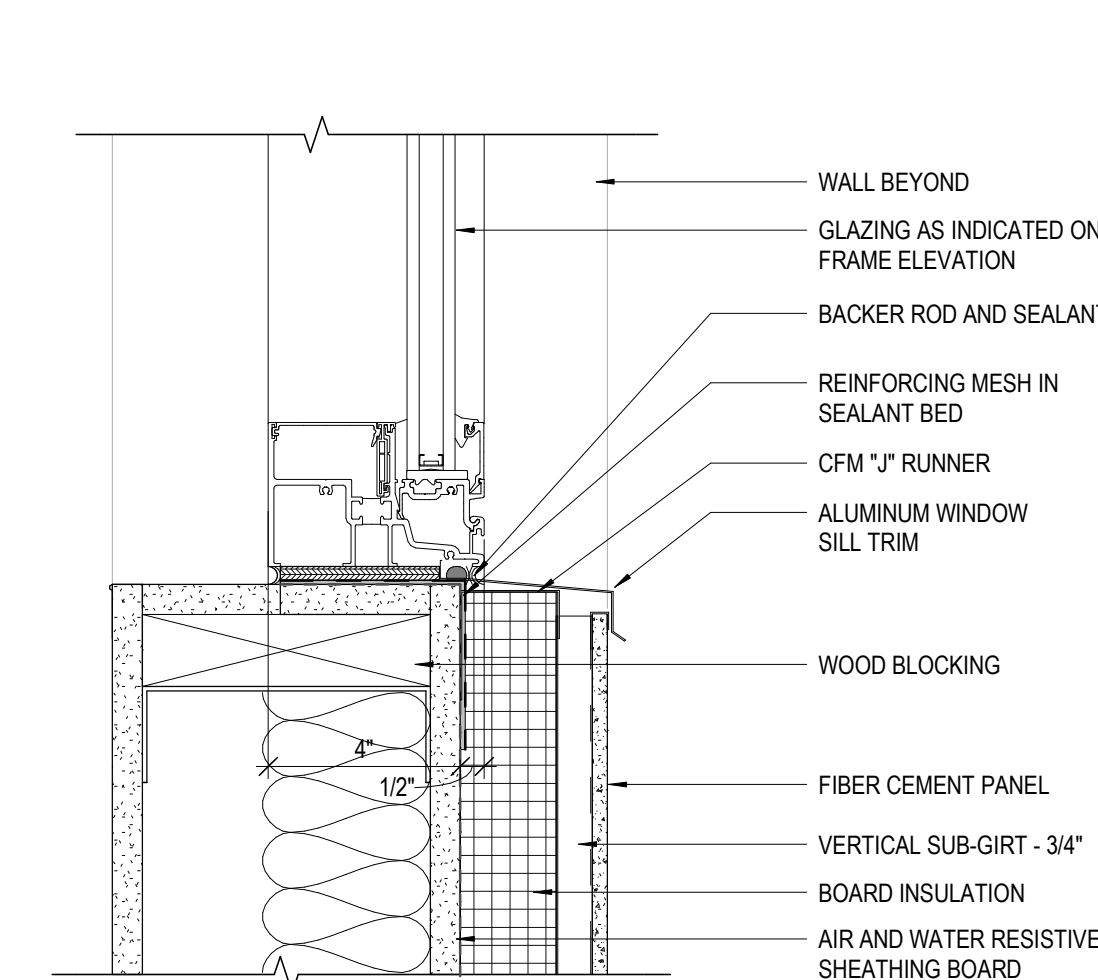
**12 DETAIL** ALUM WINDOW SILL @ SHINGLE PANEL  
3" = 1'-0" REF: 3 / A301



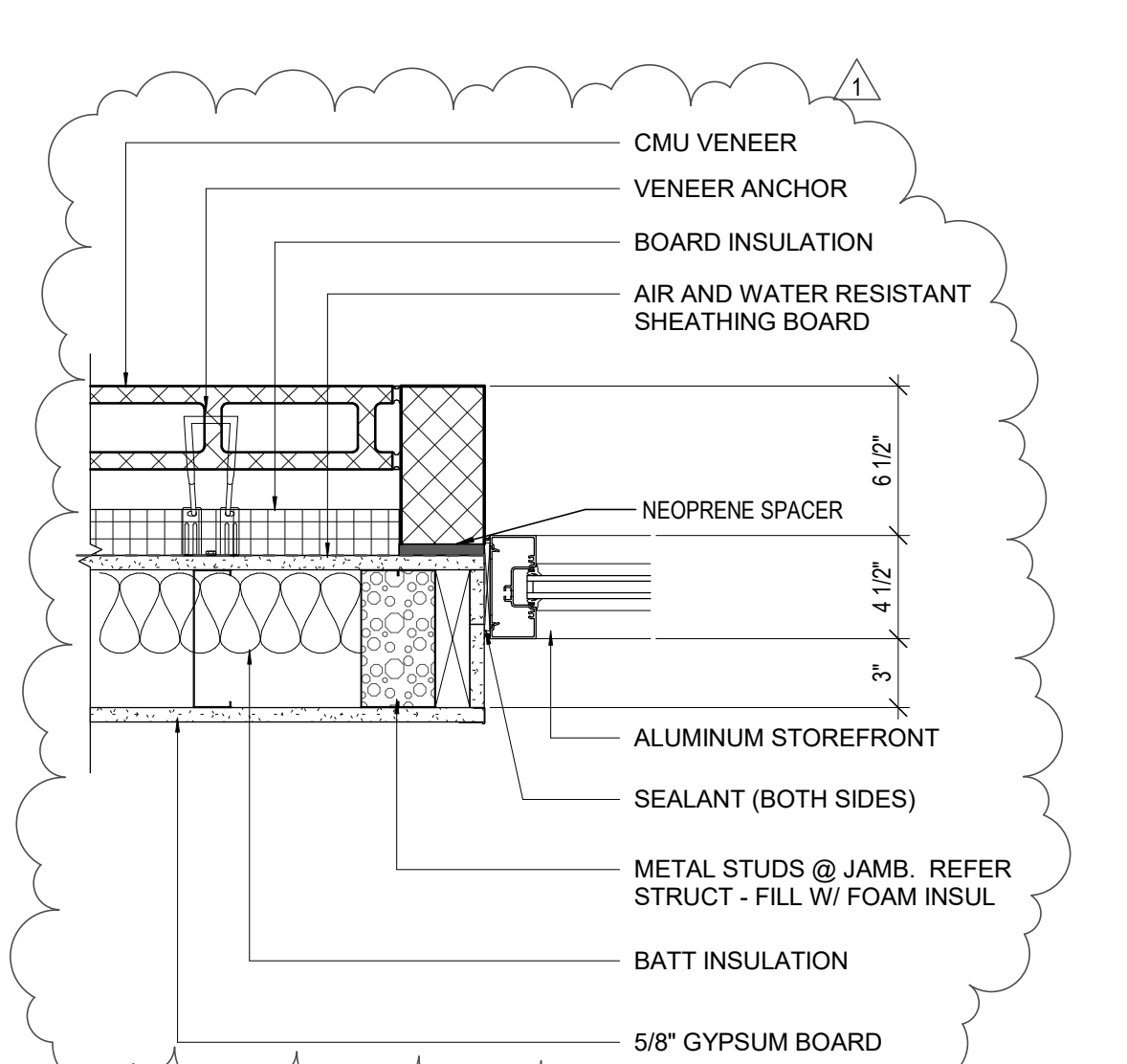
**11 DETAIL** ALUM WINDOW HEAD @ FIBER CEMENT PANEL  
3" = 1'-0" REF: 5 / A520



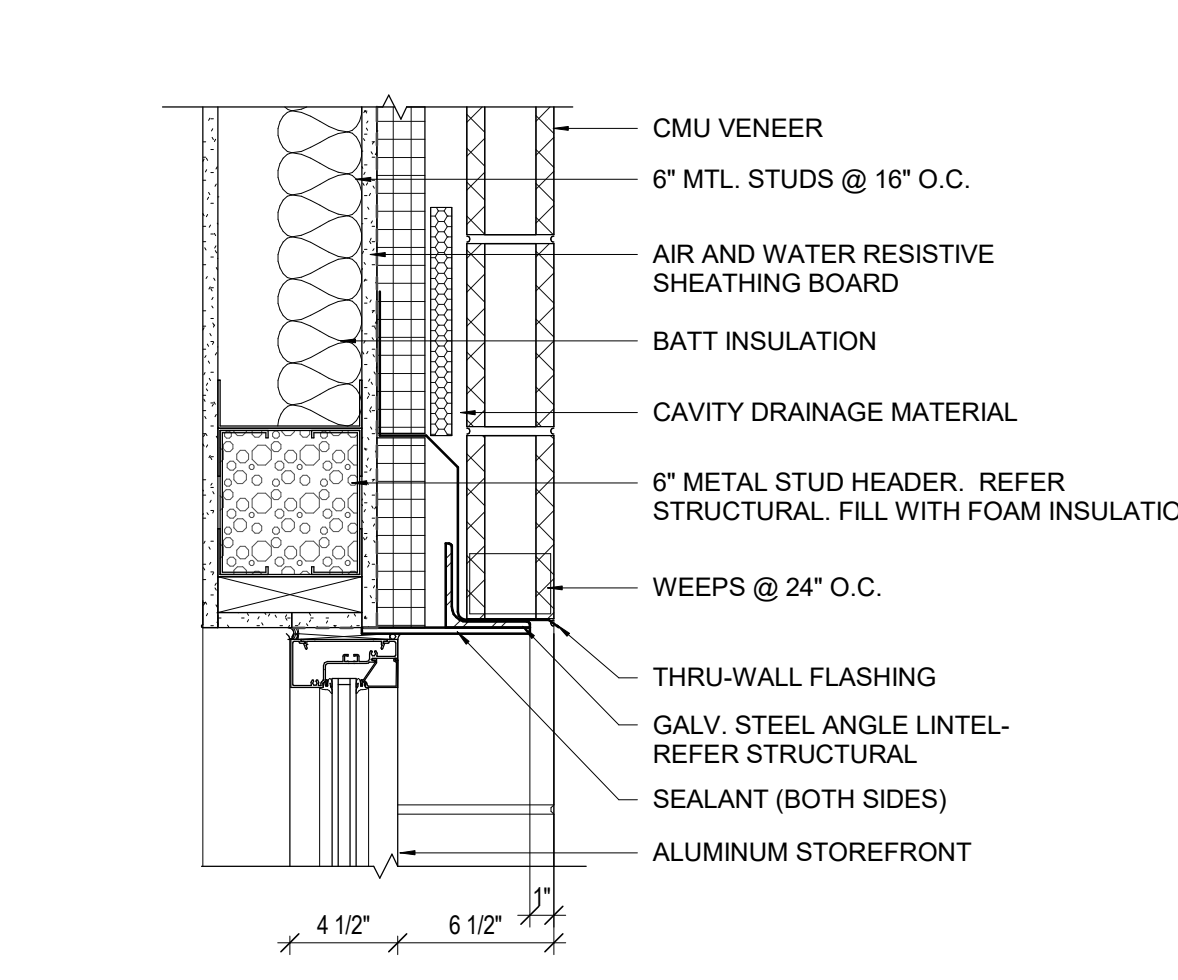
**10 DETAIL** ALUM WINDOW JAMB @ FIBER CEMENT PANEL  
3" = 1'-0" REF: 12 / A521



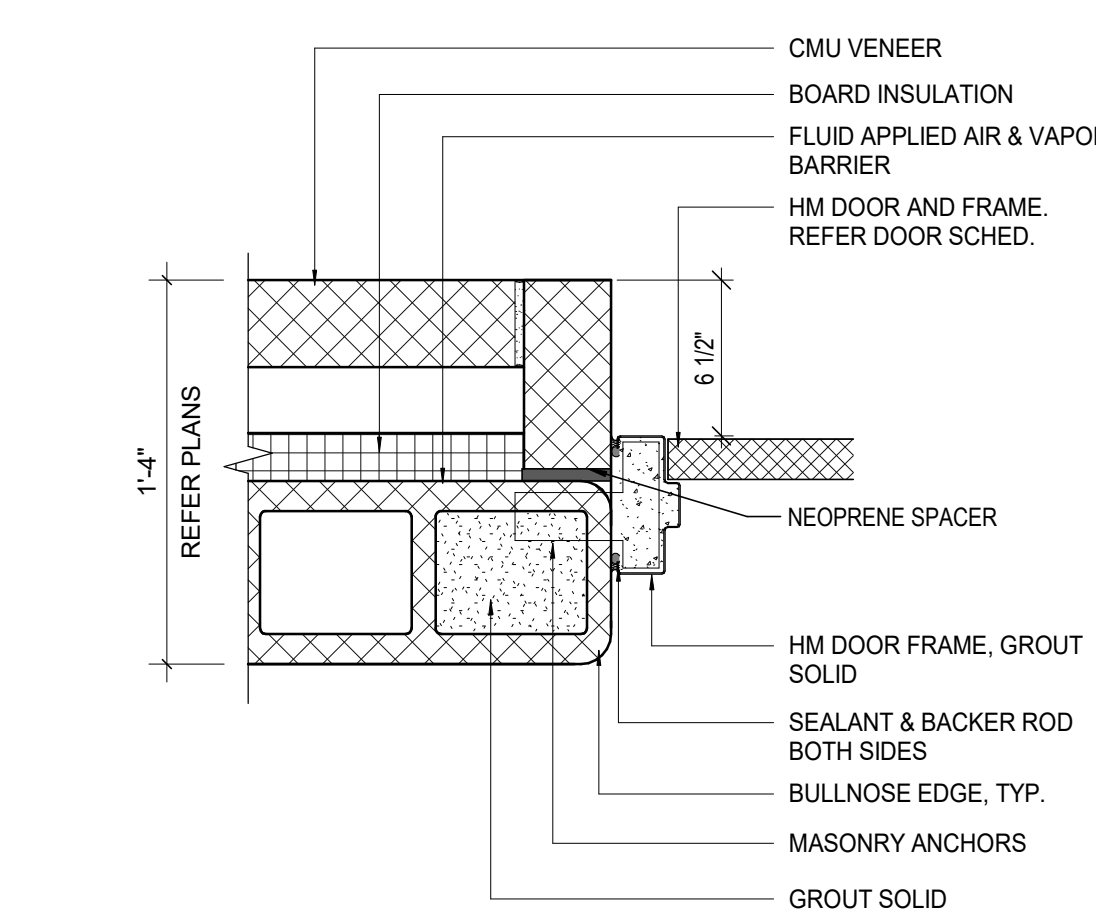
**9 DETAIL** ALUM WINDOW SILL @ FIBER CEMENT PANEL  
3" = 1'-0" REF: 3 / A301



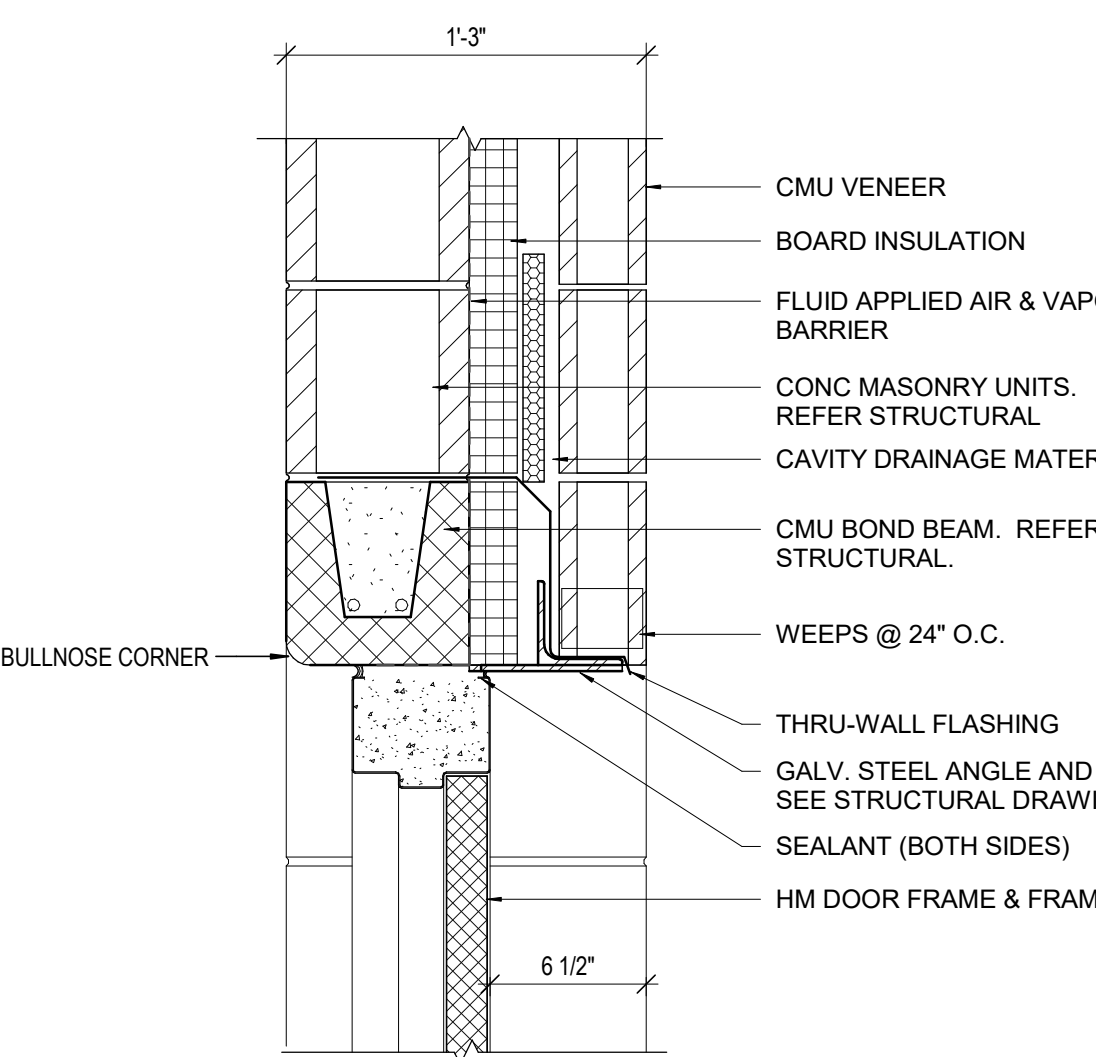
**6 DETAIL** STOREFRONT JAMB @ METAL STUD / CMU VENEER  
1 1/2" = 1'-0" REF: 02 / A721



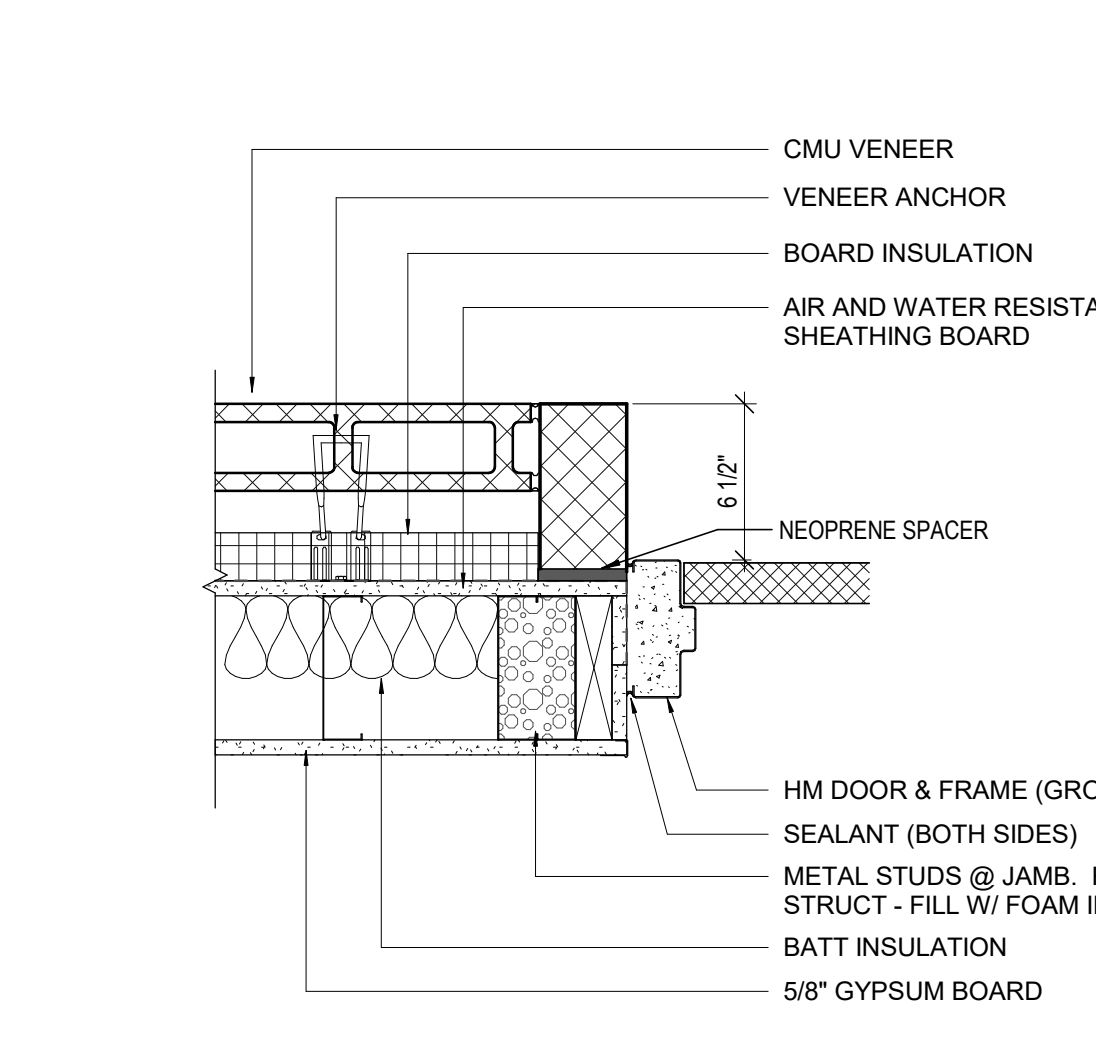
**5 DETAIL** STOREFRONT HEAD @ MTL STUD VENEER  
1 1/2" = 1'-0"



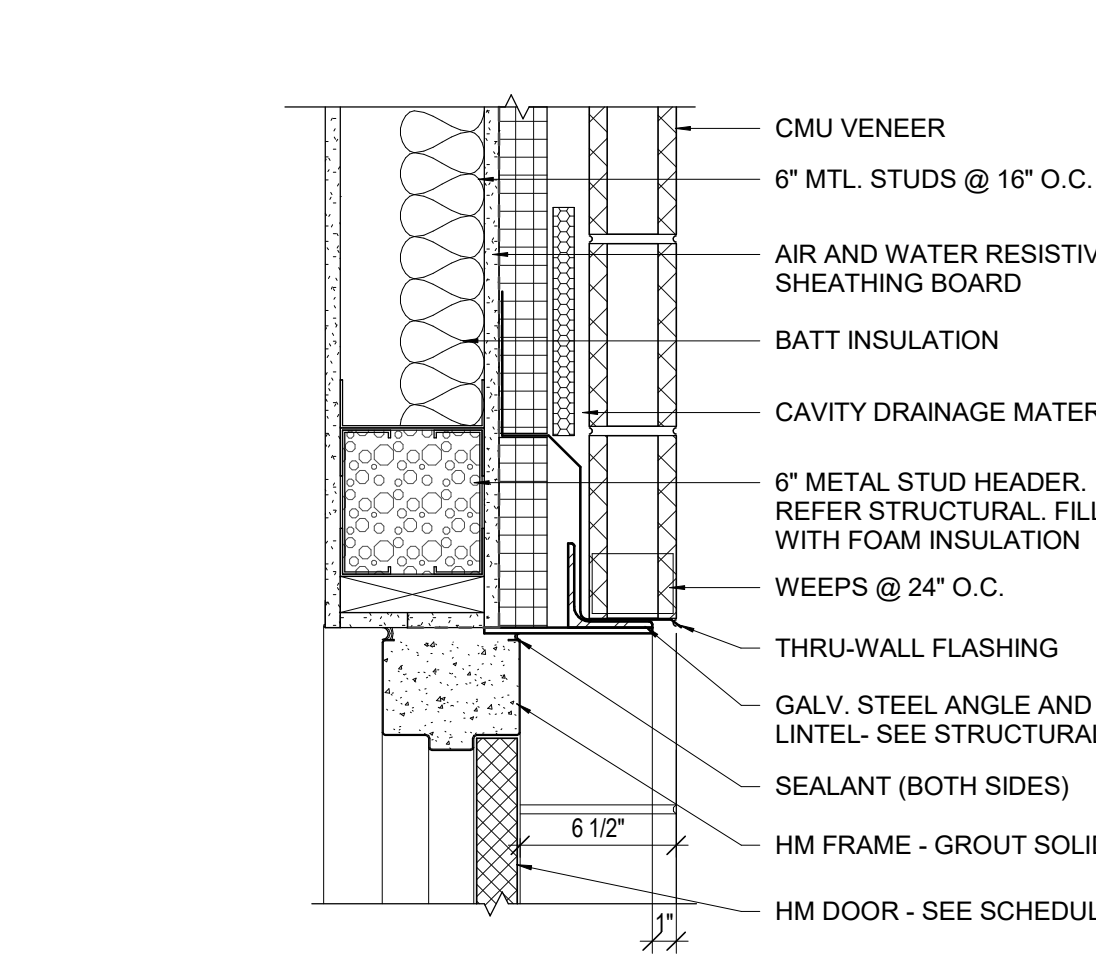
**4 DETAIL** DOOR JAMB DETAIL 5A - HM- CMU w/Brick  
1 1/2" = 1'-0"



**3 DETAIL** HM DOOR HEAD @ CMU VENEER  
1 1/2" = 1'-0" REF: 4 / A521



**2 DETAIL** HM DOOR JAMB @ METAL STUD / VENEER  
1 1/2" = 1'-0"




**1 DETAIL** HM DOOR HEAD @ MTL STUD VENEER  
1 1/2" = 1'-0"

STATE OF KENTUCKY APPROVAL

#	DATE	CHANGE DESCRIPTION
1	02/21/2020	ADDENDUM #3




**NEW RESIDENCE HALL**  
KENTON DRIVE & CARROLL DRIVE  
HIGHLAND HEIGHTS, KY 41099  
FOR  
**NORTHERN KENTUCKY UNIVERSITY**



434 MADISON AVENUE  
COVINGTON, KY 41011  
PHONE: (859) 957-1277  
FAX: (859) 957-1280

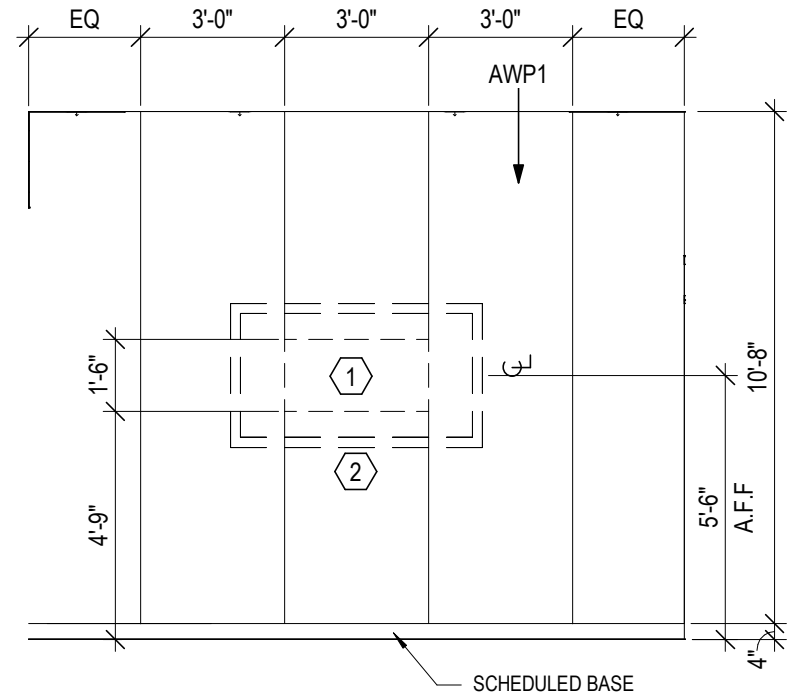
DRAWING TITLE:  
**EXTERIOR DOOR AND WINDOW DETAILS**



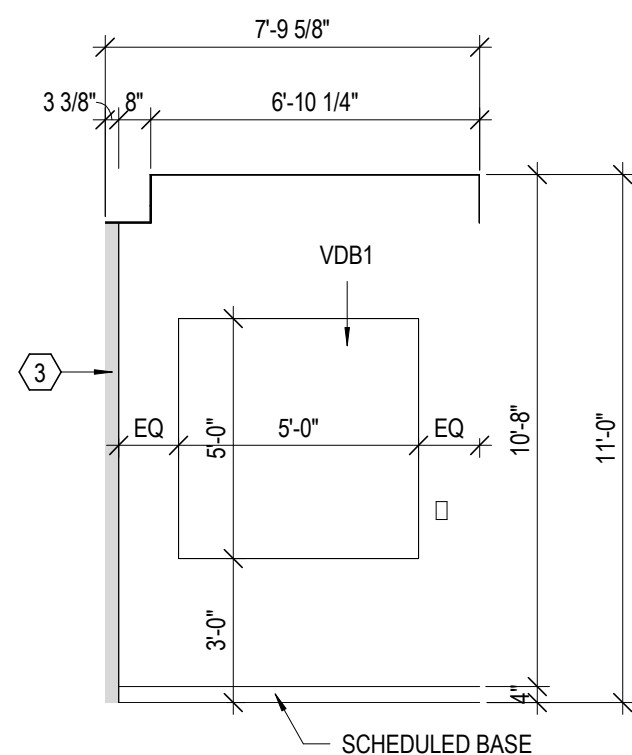
**JANUARY 30, 2020**  
DRAWN BY: Author  
CHECKED BY: Checker  
**#18237**  
**A731**  
BID & PERMIT SUBMITTAL

ROOM FINISH SCHEDULE																
SPACE		FLOOR		BASE		DOOR/FRAME FINISH		WALLS								REMARKS
ROOM NUMBER	ROOM NAME	MAT	COL	MAT	COL	DOOR	FRAME PAINT	NORTH		SOUTH		EAST		WEST		
								MAT	COL	MAT	COL	MAT	COL	MAT	COL	
LEVEL 00																
100	ENTRANCE LOBBY	PC1		RB2		ALUM		P1		P1		P1		P1		
100V	VESTIBULE	EM1		RB2		ALUM		P1		P1		P1		P1		
101	STUDY	LVT 2		RB2		ALUM		P1		P1		P1		AWP1		
101A	STUDY	LVT 2		RB2		ALUM		P1		AWP1		P1		P1		
101B	STUDY	LVT 2		RB2		ALUM		AWP1		VD81, P1		P1		P1		
101C	STUDY	LVT 2		RB2		ALUM		VD81, P1		AWP1		P1		P1		
102	STUDY	LVT 2		RB2		ALUM		AWP1		VD81, P1		P1		AWP1		
105	RES. MGR. OFFICE	LVT 2		RB2		ALUM		AWP1		P1		P1		P1		
105S	STAIR	PC1		RB2		P1	P1	P1		P1		P1		P1		
106	CLOSET	LVT2		RB2		P1	P1	P1		P1		P1		P1		
110	SITTING AREA	PC1		RB2		P1		P1		P1		P1		P1		
110W	WOMEN	PC1		RB2		P7		P1		CT1, P1		P1		P1		
111	LAUNDRY	PC1		RB2		ALUM		P1		P1		P1		P1		
112M	MEN	PC1		RB2		P7		CT1, P1		CT1, P1		P1		P1		
114	RESTROOM	PC1		RB2		P1	P1	P1		P1		CT1		P1		
115	KITCHEN	PC1		RB2		P1		P1		P1		P1		P1		
116	FIRE PUMP	SC1		RB2		P1	P1	P1		P1		P1		P1		
120	COMMON AREA	PC1		RB2		P1	P1	P1		AWP1, P1		P1		P1		
122M	MECHANICAL	SC1		RB2		P1	P1	P1		P1		P1		P1		
124E	ELEC	SC1		RB2		P1	P1	P1		P1		P1		P1		
125S	STAIR 2	SC1		RB2		P7	P7	P1		P1		P1		P1		
126	STORAGE	SC1		RB2		P1	P1	P1		P1		P1		P1		
126F	FIBER	SC1		RB2		P1	P1	P1		P1		P1		P1		
130M	MECHANICAL	SC1		RB2		P1	P1	P1		P1		P1		P1		
130V	VESTIBULE	EM1		RB2		ALUM		P1		P1		P1		P1		
140	MECH/ELEC	SC1		RB2		P1	P1	P1		P1		P1		P1		
140A	MDF	SC1		RB2		P1	P1	P1		P1		P1		P1		
145	ELEV MACH	SC1		RB2		P1	P1	P1		P1		P1		P1		
LEVEL 01																
105S	STAIR	SC1		RB2		P1	P1	P1		P1		P1		P1		
140B	CUSTODIAL	SC1		RB2		P1	P1	P1		P1		P1		P1		
150H	NORTH CORRIDOR	LVT2		RB2		P1	P1	P1		P1		P1		P1		
165S	STAIR 1	SC1		RB2		P7	P7	P1		P1		P1		P1		
LEVEL 02																
200	LOBBY	LVT 2		RB2				P1		P1		P1		P1		
200H	SOUTH CORRIDOR	LVT 2		RB2				P1		P1		P1		P1		
200J	CUSTODIAL	SC1		RB2		P1	P1	P1		P1		P1		P1		
200K	MECH/ELEC	SC1		RB2		P1	P1	P1		P1		P1		P1		
200M	IDF	SC1		RB1		P1	P1	P1		P1		P1		P1		
201	LOUNGE	LVT 2		RB2				P1		AWP1		P1		P1		
204	STUDY	LVT 1		RB2		ALUM		VD81, P1		AWP1		P1		P1		
225S	STAIR 2	SC1		RB2		P7	P7	P1		P1		P1		P1		
250H	NORTH CORRIDOR	LVT 2		RB2		P1	P1	P1		P1		P1		P1		
265S	STAIR 1	SC1		RB2		P7	P7	P1		P1		P1		P1		
LEVEL 03																
300	LOBBY	LVT 2		RB2				P1		P1		P1		P1		
300H	SOUTH CORRIDOR	LVT 2		RB2				P1		P1		P1		P1		
300J	CUSTODIAL	SC1		RB2		P1	P1	P1		P1		P1		P1		
300K	MECH/ELEC	SC1		RB2		P1	P1	P1		P1		P1		P1		
300M	IDF	SC1		RB2		P1	P1	P1		P1		P1		P1		
301	LOUNGE	LVT 2		RB2				P1		AWP1		P1		P1		
304	STUDY	LVT 2		RB2		ALUM		VD81, P1		AWP1		P1		P1		
325S	STAIR 2	SC1		RB2		P7	P7	P1		P1		P1		P1		
350H	NORTH CORRIDOR	LVT 2		RB2		P1	P1	P1		P1		P1		P1		
365S	STAIR 1	SC1		RB2		P7	P7	P1		P1		P1		P1		
LEVEL 04																
373	LOBBY	LVT 2		RB2				P1		P1		P1		P1		
400H	SOUTH CORRIDOR	LVT 2		RB2				P1		P1		P1		P1		
400J	CUSTODIAL	SC1		RB2		P1	P1	P1		P1		P1		P1		
400K	MECH/ELEC	SC1		RB2		P1	P1	P1		P1		P1		P1		
400M	IDF	SC1		RB2		P1	P1	P1		P1		P1		P1		
401	LOUNGE	LVT 2		RB2				P1		AWP1		P1		AWP1		
404	STUDY	LVT 2		RB2		ALUM		VD81, P1		AWP1		P1		P1		
425S	STAIR 2	SC1		RB2		P7	P7	P1		P1		P1		P1		
450H	NORTH CORRIDOR	LVT 2		RB2		P7	P7	P1		P1		P1		P1		
465S	STAIR 1	SC1		RB2		P7	P7	P1		P1		P1		P1		
LEVEL 05																
500	LOBBY	LVT 2		RB2				P1		P1		P1		P1		
500H	SOUTH CORRIDOR	LVT 2		RB2				P1		P1		P1		P1		
500J	CUSTODIAL	SC1		RB2		P1	P1	P1		P1		P1		P1		
500K	MECH/ELEC	SC1		RB2		P1	P1	P1		P1		P1		P1		
500M	IDF	SC1		RB2		P1	P1	P1		P1		P1		P1		
501	LOUNGE	LVT 2		RB2				P1		P1		P1		P1		
504	STUDY	LVT2		RB2		ALUM		VD81, P1		AWP1		P1		P1		
525S	STAIR 2	SC1		RB2		P7	P7	P1		P1		P1		P1		
550H	NORTH CORRIDOR	LVT 2		RB2		P7	P7	P1		P1		P1		P1		
565S	STAIR 1	SC1		RB2		P7	P7	P1		P1		P1		P1		

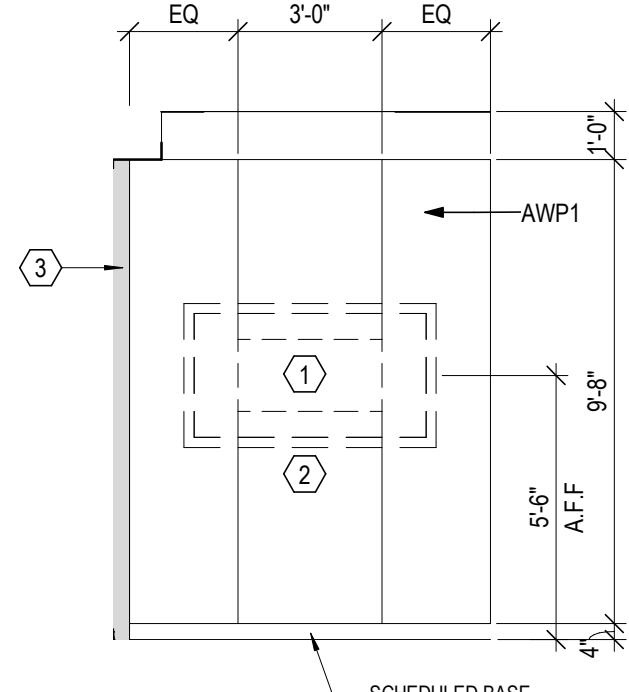
FINISH LEGEND - BASIS OF DESIGN						
FINISH TYPE	TAG	MANUFACTURER	STYLE	COLOR/FINISH	SIZE	COMMENTS
BASE						
RESILIENT BASE	RB1	JOHNSONITE	COVE	TBD	4'	
RESILIENT BASE	RB2	JOHNSONITE	COVE	TBD	4'	
CEILINGS						
ACOUSTICAL CEILING	AC1	ARMSTRONG	DUNE 1775	TEGULAR EDGE	24"x24"	
ACOUSTICAL CEILING	AC2	NOVAWALL	FORM NOVASPAN		SEE ROPS	FABRIC WRAPPED CLOUDS
ACOUSTICAL CEILING	AC3	NOVAWALL	FORM NOVASPAN		SEE ROPS	FABRIC WRAPPED CLOUDS
WOOD SLAT CEILING	WD1	ARMSTRONG	WOODOWRKS, GRILLE	WALNUT	SEE SPECIFICATIONS	
FLOORS						
CERAMIC TILE	CT1	STONE SOURCE	LAGO DI VITTO	BIANCO	4' X 12"	WALL TILE AT PUBLIC RESTROOM WET WALLS
CERAMIC TILE	CT2	STONE SOURCE	LAGO DI VITTO	FUME	4' X 12"	WALL TILE (ACCENT) AT PUBLIC RESTROOM WET WALLS
CERAMIC TILE	CT3	LOUISVILLE TILE	URBAN COLLECTION, RIPPLES	TBD	12' X 24"	FLOOR TILE AT ACCESSIBLE SHOWER ROOMS IN UNITS
CONCRETE SEALER	CS1	TBD		CLEAR		
ENTRANCE MAT	EM1	WATERHOG BY ANDERSEN	CLASSIC FLOOR TILE	BLACK SMOKE	SEE FINISH PLANS	ENTRANCE VESTIBULES
POLISHED CONCRETE	PC1	TBD				
RESILIENT TILE FLOORING	LVT1	MANNINGTON	CITY PARK	TBD	6'X36" PLANK	INTEGRAL SOUND BACKING
RESILIENT TILE FLOORING	LVT2	MANNINGTON	SPACIA COLLECTION, WOOD	TBD	6'X36" PLANK	INTEGRAL ADHESIVE BACKING
MISCELLANEOUS						
PLASTIC LAMINATE	PL1	WILSONART		FASHION GREY, D381-60, GLOSS		COMMON AREA KITCHEN RESIDENT MANAGER APARTMENT
PLASTIC LAMINATE	PL2	WILSONART		TBD		
QUARTZ COUNTERTOP	Q1	WILSONART		VERSAILLES, Q2007		COMMON AREA KITCHEN COUNTER
SOLID SURFACE	SS1	WILSONART		TBD		COUNTERTOPS AT UNITS
SOLID SURFACE	SS2	WILSONART		TBD		COUNTERTOPS AT COMMON AREA RESTROOMS
WALLS						
ACOUSTICAL FABRIC WRAPPED PANEL	AWP1	NOVAWALL	FORM	TBD	SEE FINISH PLANS AND ELEVATIONS	ACOUSTIC WALL PANELS AT STUDY ROOMS AND LOUNGE AREAS
FILM	GF1	3M	TBD	TBD	SEE ELEVATIONS	FILM AT STUDY ROOMS/ OFFICE
PAINT	P1	SHERWIN WILLIAMS	EGGSHELL	TBD		FIELD WALL PAINT
PAINT	P2	SHERWIN WILLIAMS	EGGSHELL	TBD		ACCENT WALL PAINT
PAINT	P3	SHERWIN WILLIAMS	EGGSHELL	TBD		ACCENT WALL PAINT
PAINT	P4	SHERWIN WILLIAMS	EGGSHELL	TBD		ACCENT WALL PAINT
PAINT	P5	SHERWIN WILLIAMS	EGGSHELL	TBD		ACCENT WALL PAINT
PAINT	P6	SHERWIN WILLIAMS	FLAT	TBD		CEILING PAINT



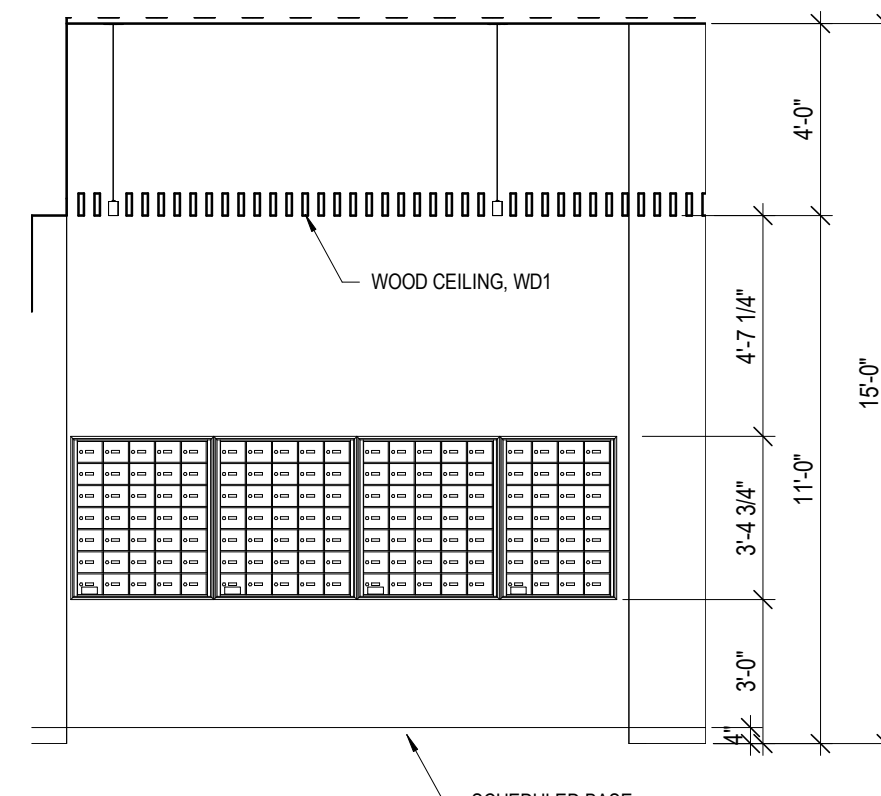
12 COMMON AREA - STUDY (3) - WEST  
1/4" = 1'-0"



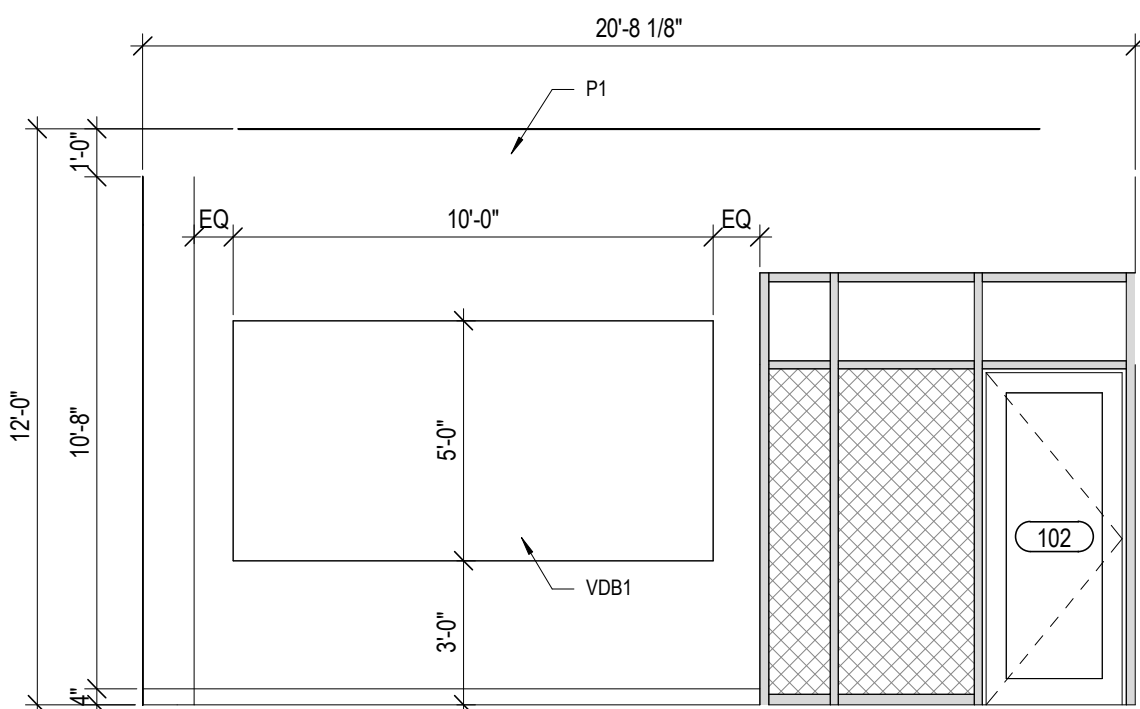
8B COMMON AREA - STUDY (3), TYP.  
1/4" = 1'-0"



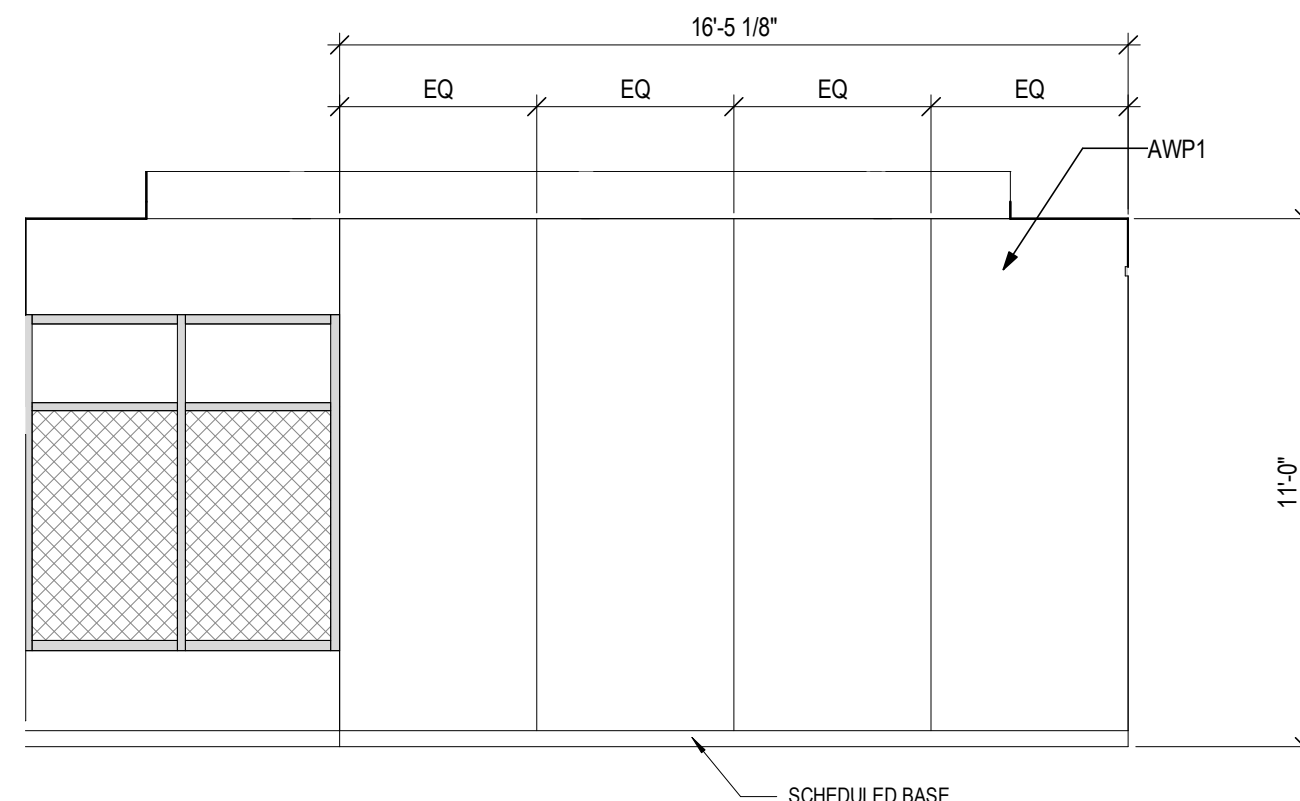
8A COMMON AREA - STUDY (2), TYP.  
1/4" = 1'-0"



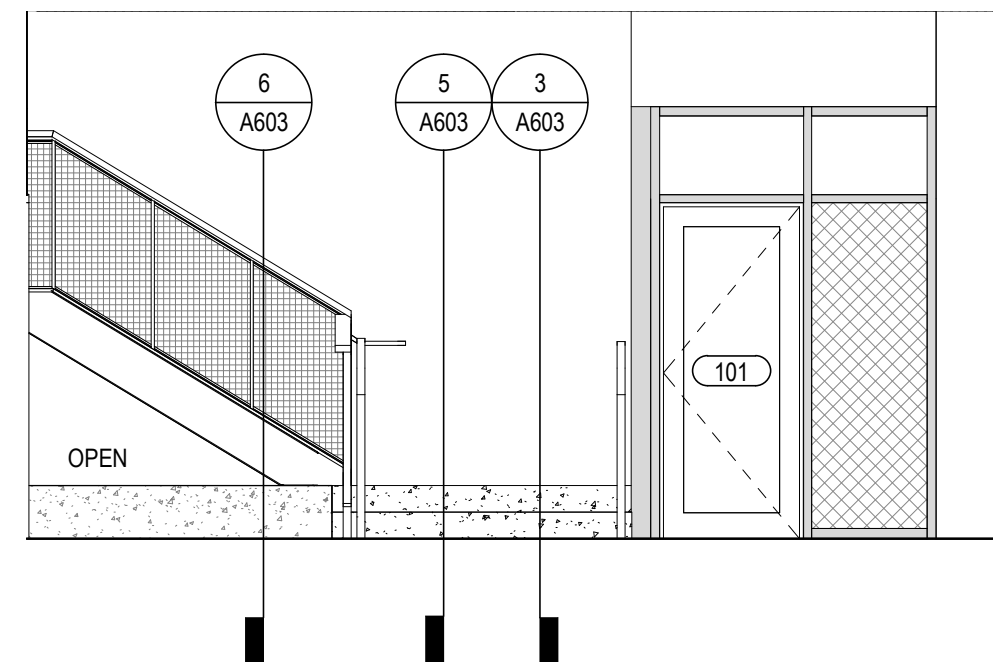
4 COMMON AREA - ELEVATOR LOBBY - EAST  
1/4" = 1'-0"



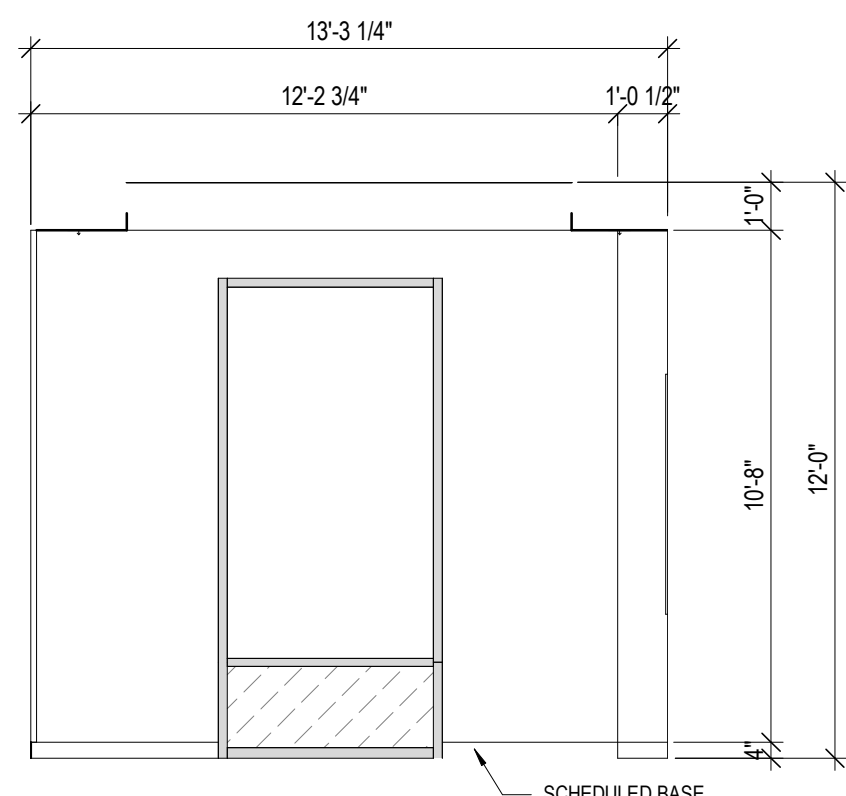
11 COMMON AREA - STUDY (3) - SOUTH  
1/4" = 1'-0"



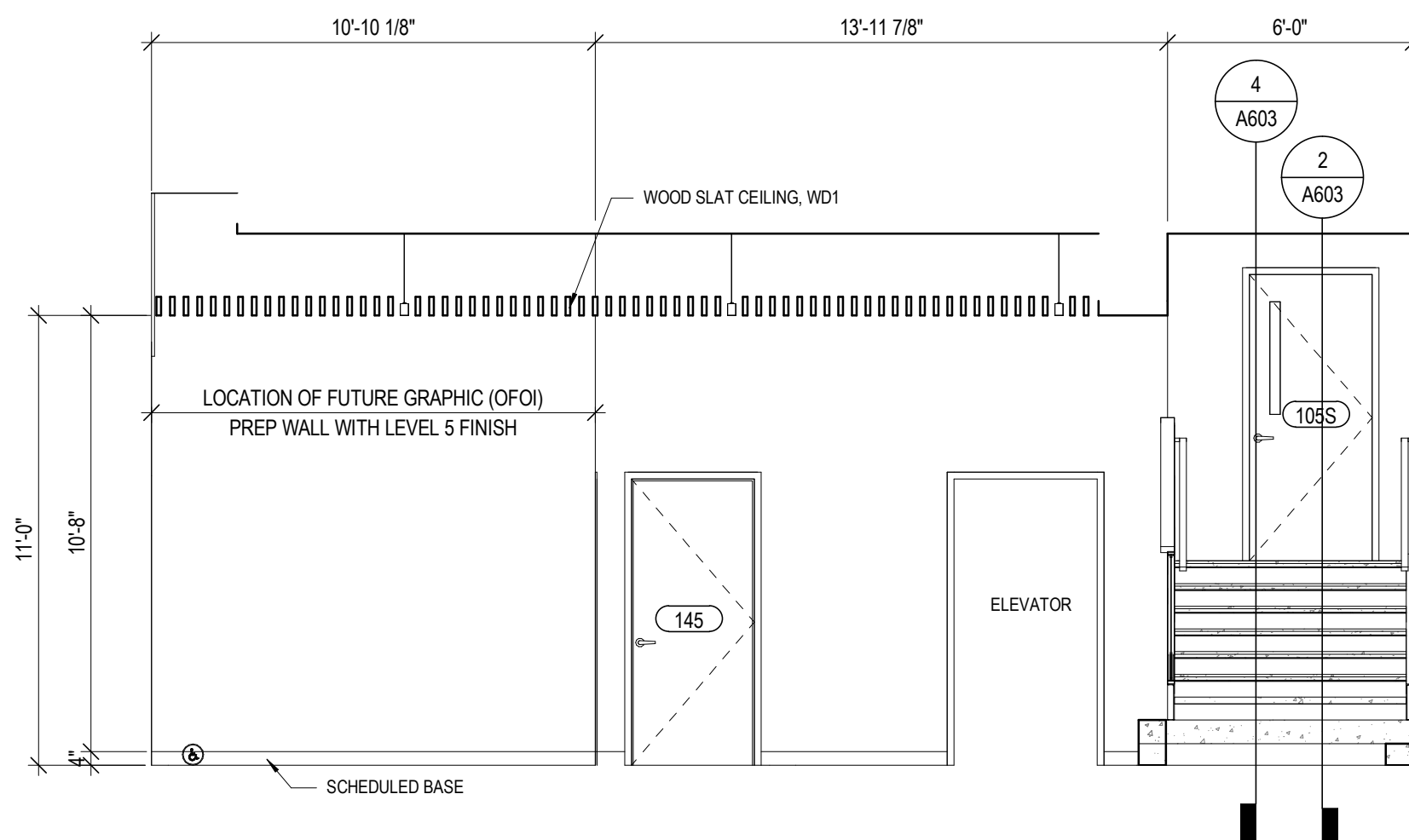
7 COMMON AREA - STUDY (1) - WEST  
1/4" = 1'-0"



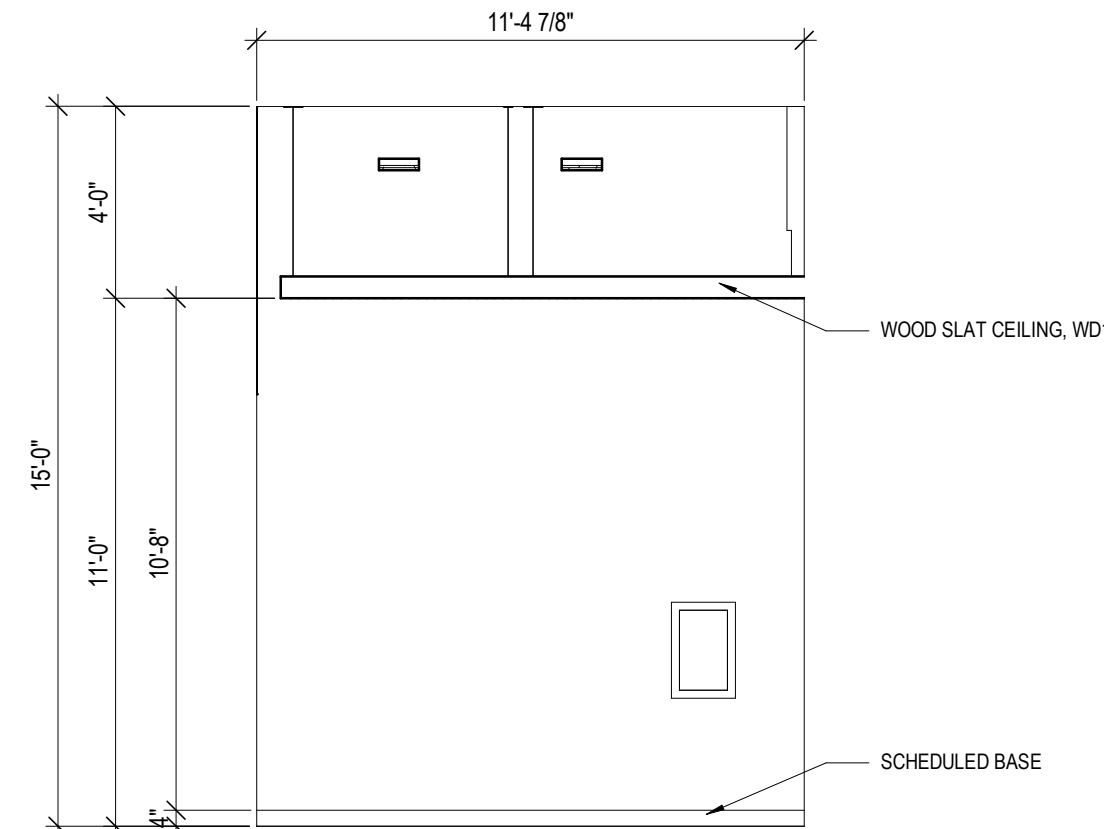
3 COMMON AREA - ELEVATOR LOBBY (LVL 00-01) - NORTH  
1/4" = 1'-0"



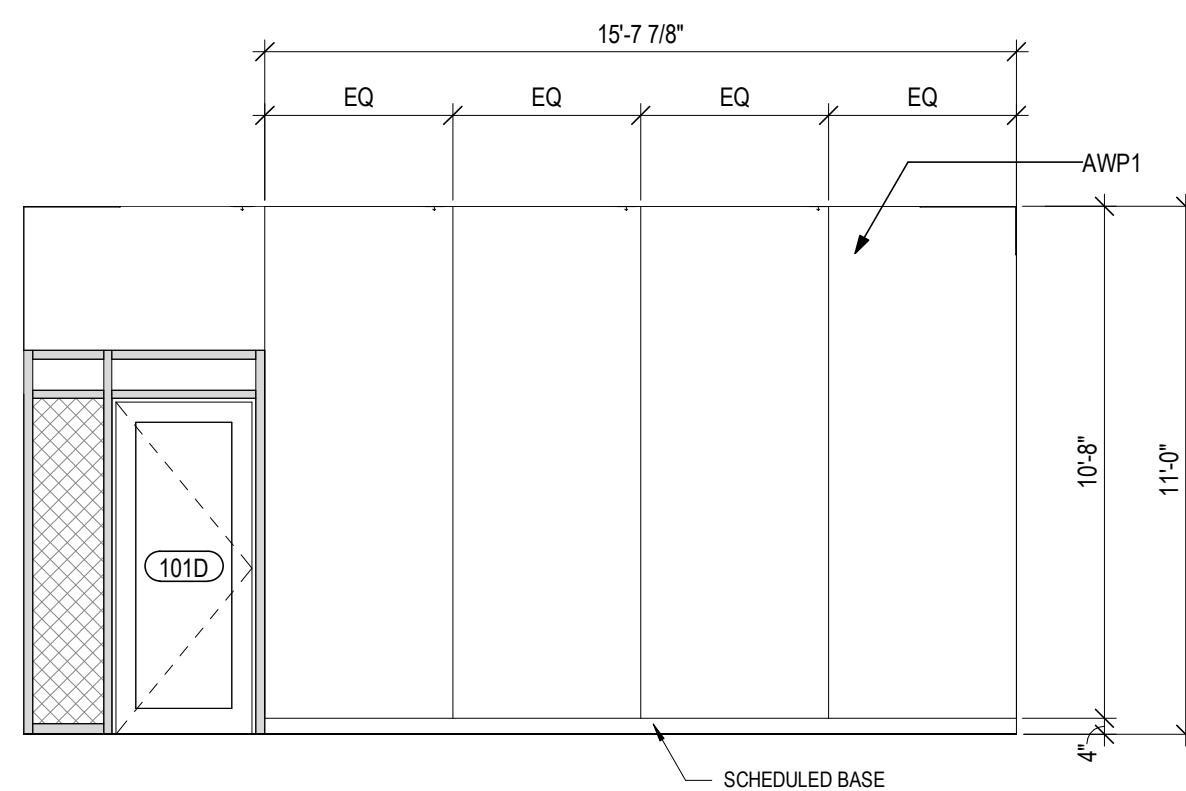
10 COMMON AREA - STUDY (3) - EAST  
1/4" = 1'-0"



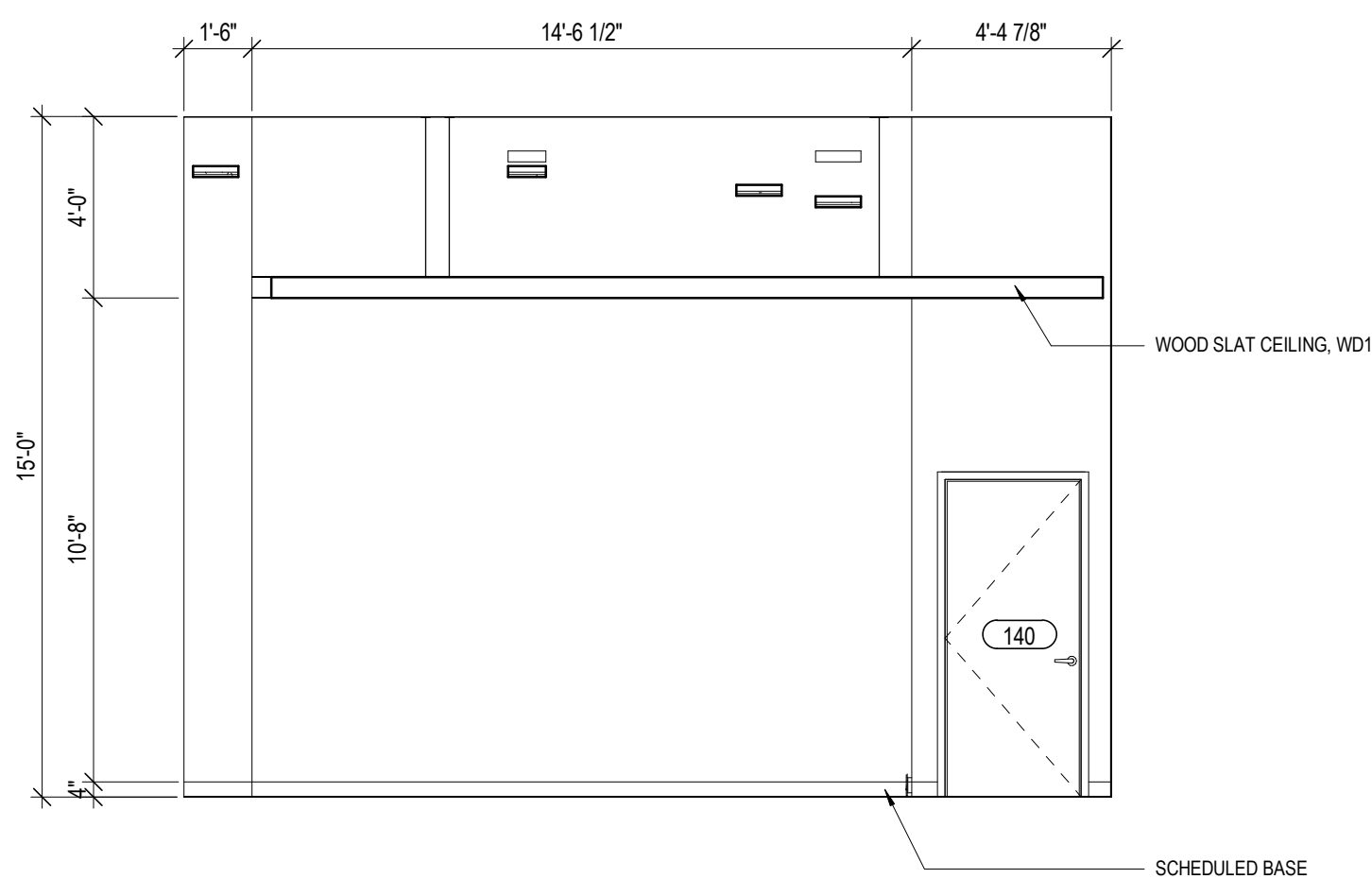
6 COMMON AREA - ELEVATOR LOBBY - WEST  
1/4" = 1'-0"



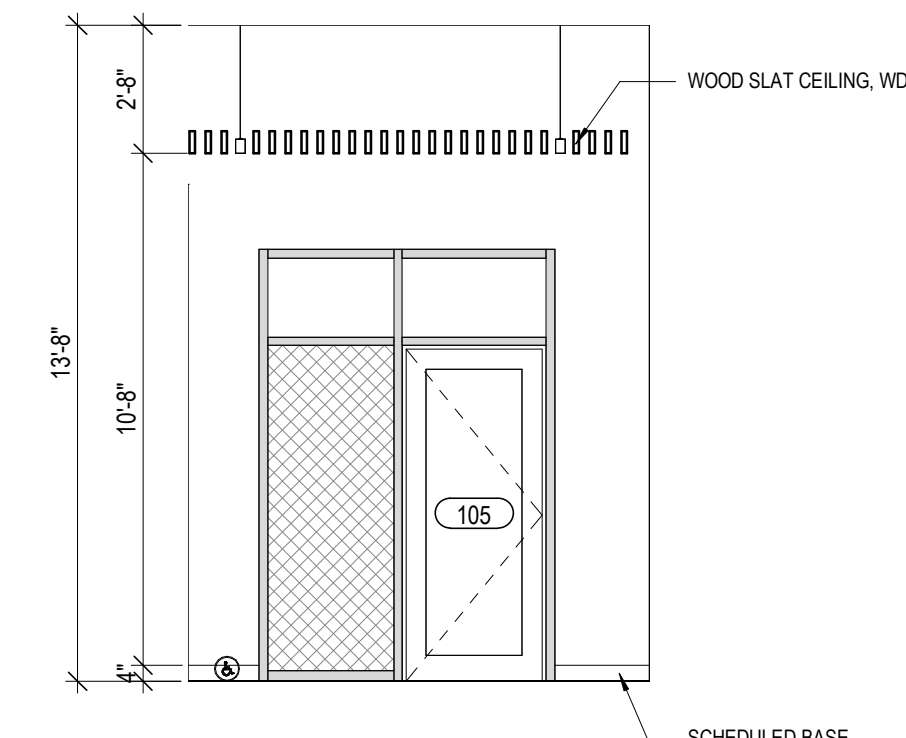
2 COMMON AREA - RECEPTION - SOUTH  
1/4" = 1'-0"



9 COMMON AREA - STUDY (3) - NORTH  
1/4" = 1'-0"



5 COMMON AREA - ELEVATOR LOBBY (LVL 00-01) - SOUTH  
1/4" = 1'-0"



1 COMMON AREA - RECEPTION - EAST  
1/4" = 1'-0"

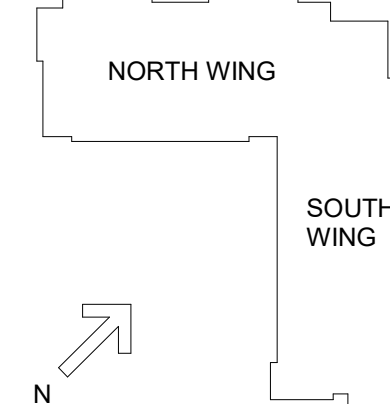
STATE OF KENTUCKY APPROVAL

FINISH LEGEND

- FLOORS**
- Resilient Tile (LVT)**  
LVT1: LUXURY VINYL TILE, COLOR 1  
LVT2: LUXURY VINYL TILE, COLOR 2
- Polished Concrete (PC)**  
PC1: POLISHED CONCRETE, CLEAR
- Sealed Concrete (SC)**  
SC1: SEALED CONCRETE, CLEAR
- Ceramic Tile (CT)**  
CT3: FIELD COLOR FLOOR TILE
- BASE**
- Rubber Base (RB)**  
RB1: RUBBER BASE, COLOR 1  
RB2: RUBBER BASE, COLOR 2
- WALLS**
- Ceramic Tile (CT)**  
CT1: FIELD COLOR WALL TILE  
CT2: ACCENT COLOR WALL TILE
- Paint (P)**  
P1: FIELD COLOR PAINT  
P2: ACCENT COLOR PAINT  
P3: ACCENT COLOR PAINT  
P4: ACCENT COLOR PAINT  
P5: ACCENT COLOR PAINT  
P6: CEILING PAINT  
P7: TRIM PAINT  
P8: UNDERSIDE OF STRUCTURE PAINT
- Acoustic Wall Panel (AWP)**  
AWP1: FABRIC WRAPPED ACOUSTIC WALL PANEL
- CEILING**
- Wood Slat Ceiling (WD)**  
WD-1: DECORATIVE WOOD SLAT/ GRILLE CEILING
- Acoustical Ceiling**  
AC-1: SUSPENDED ACOUSTICAL CEILING TILE  
AC-2: SUSPENDED ACOUSTIC FABRIC CLOUD, COLOR 1  
AC-3: SUSPENDED ACOUSTIC FABRIC CLOUD, COLOR 2
- MISCELLANEOUS**
- Visual Display Board (VDB)**  
VDB-1: GLASS MARKER BOARD
- Plastic Laminate (PL)**  
PL-1: PLASTIC LAMINATE CABINETS  
PL-2: PLASTIC LAMINATE CABINETS
- Solid Surface (SS)**  
SS-1: UNIT COUNTERTOP  
SS-2: COMMON AREA RESTROOM COUNTERTOP
- Quartz (Q)**  
Q-1: COMMON AREA KITCHEN COUNTERTOP

CODED NOTE LEGEND

- ① NOOK FOR TV MOUNTING BRACKET.
- ② TV (FOU), PROVIDE BLKG IN WALL FOR TV. REFER TO ELECTRICAL DRAWINGS FOR POWER AND DATA.
- ③ MULLIONMATE (OR SIMILAR) AT EXTERIOR STOREFRONT INTERSECTION.



#	DATE	CHANGE DESCRIPTION
1	02/21/2020	ADDENDUM #3

**NKU**  
NORTHERN KENTUCKY UNIVERSITY

**NEW RESIDENCE HALL**  
KENTON DRIVE & CARROLL DRIVE  
HIGHLAND HEIGHTS, KY 41099  
FOR  
**NORTHERN KENTUCKY UNIVERSITY**

434 MADISON AVENUE  
COVINGTON, KY 41011

PHONE: (859) 957-1277  
FAX: (859) 957-1280

**LORD AECK SARGENT**  
A WATERMAN COMPANY

269 W Main St.  
Suite 500  
Lexington, KY 40507 USA  
877-929-1400  
www.lordaacksargent.com

INTERIOR ELEVATIONS -  
COMMON AREA LOBBY &  
STUDY


JANUARY 30, 2020

DRAWN BY: XXXX CHECKED BY: XXXX

#18237

**A920**

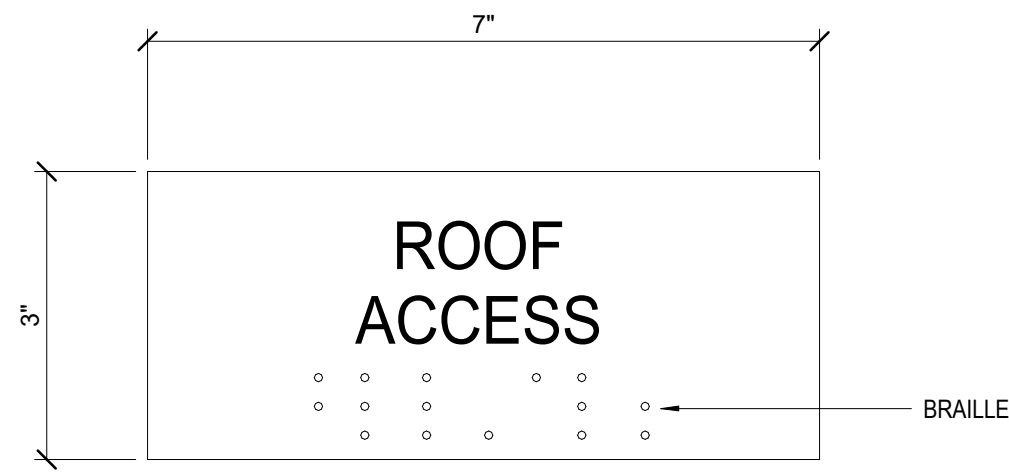
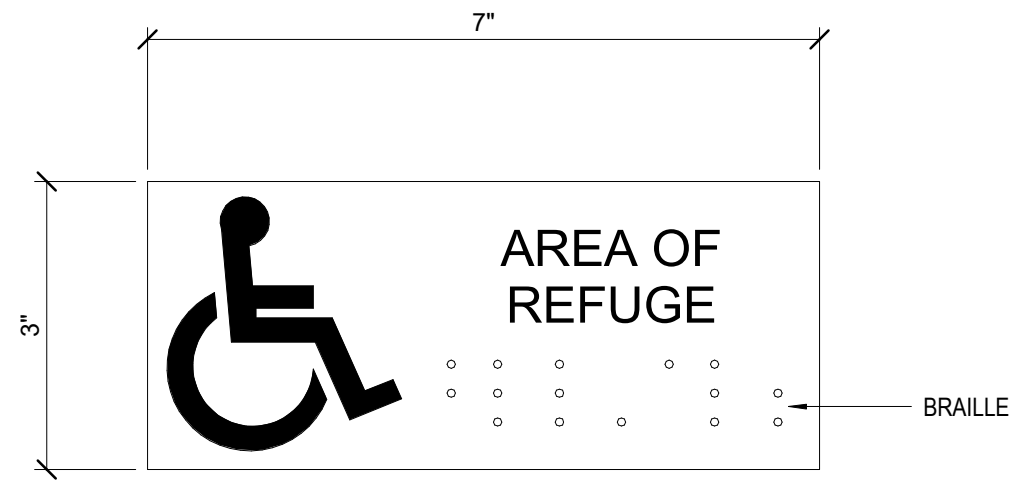
BID & PERMIT SUBMITTAL



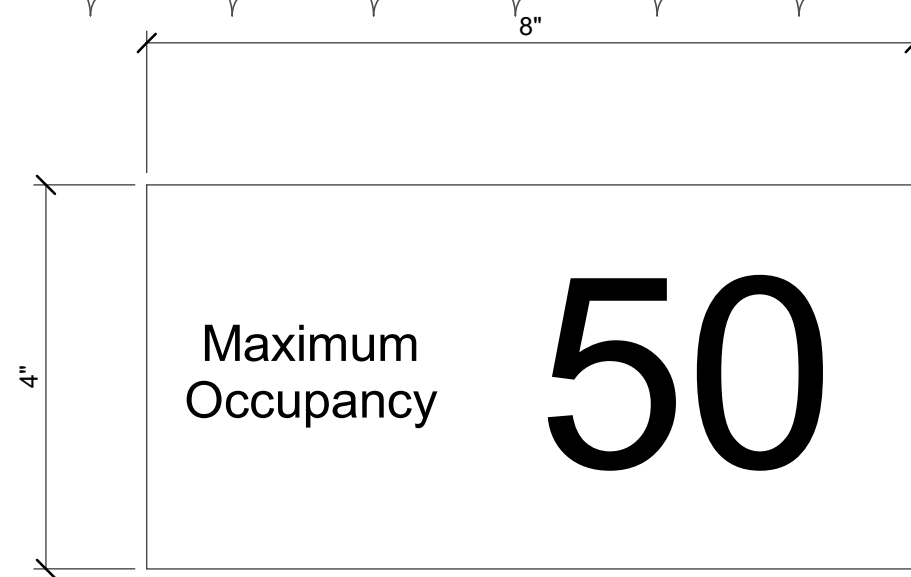
7 SIGN TYPE EV W  
6" = 1'-0"



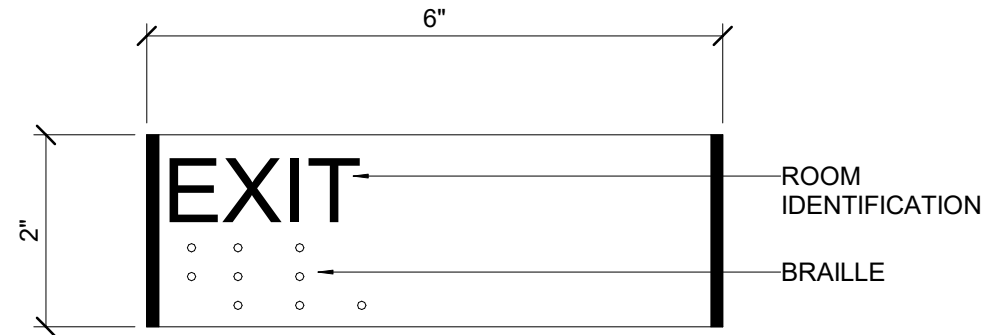
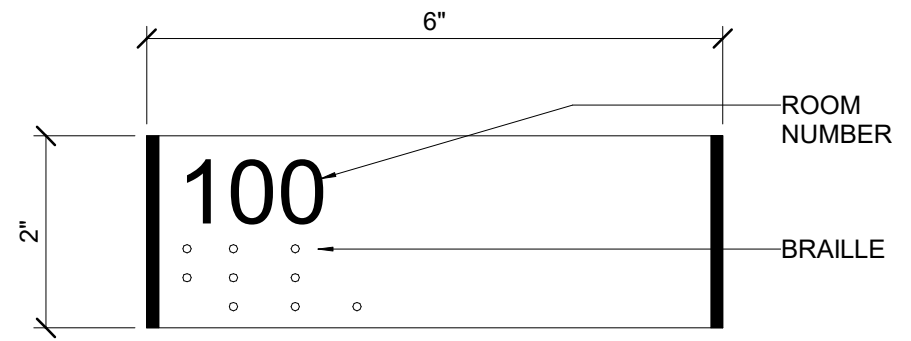
6 SIGN TYPE R.FM  
6" = 1'-0"



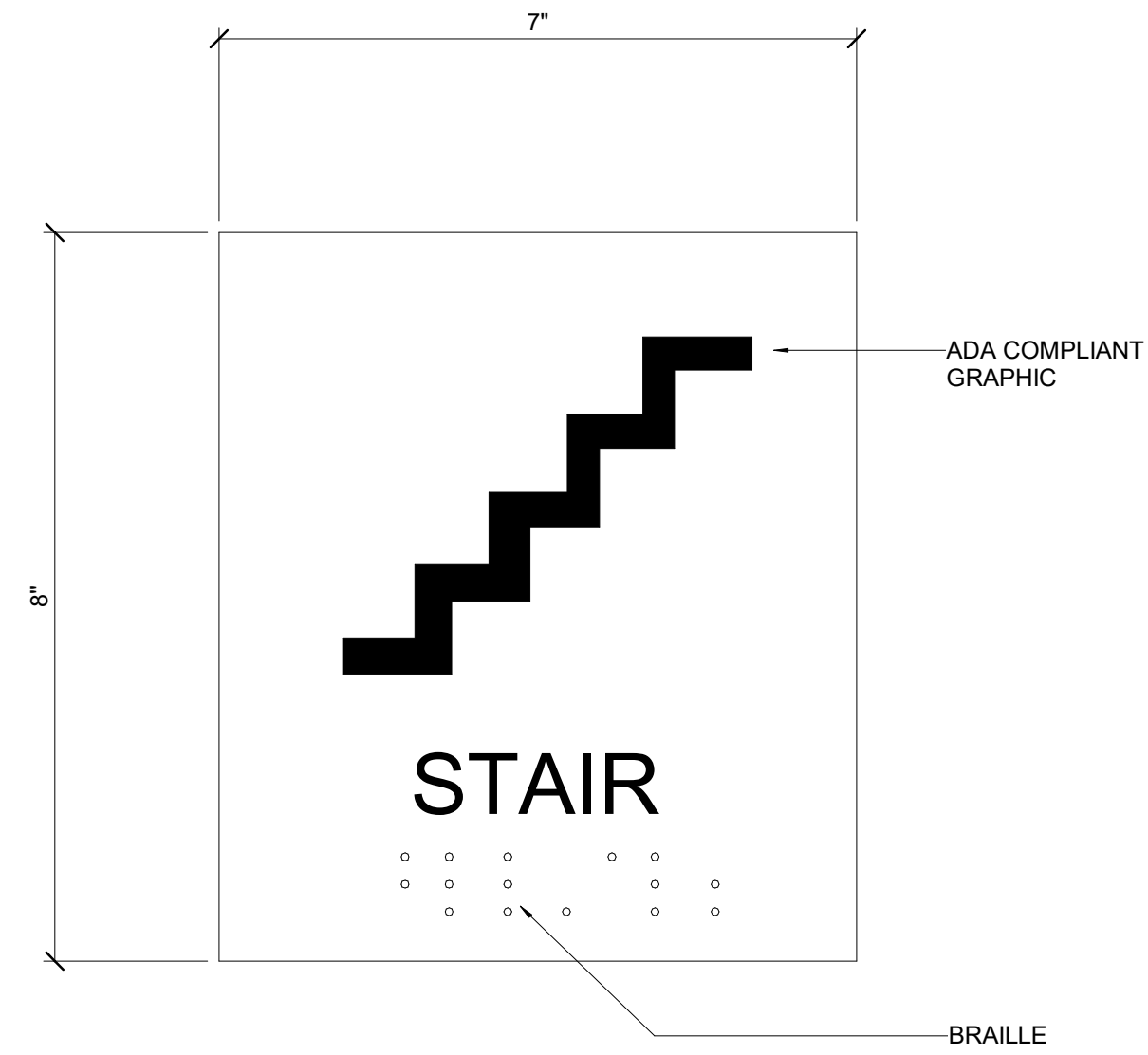
5 SIGN TYPE AR  
6" = 1'-0"



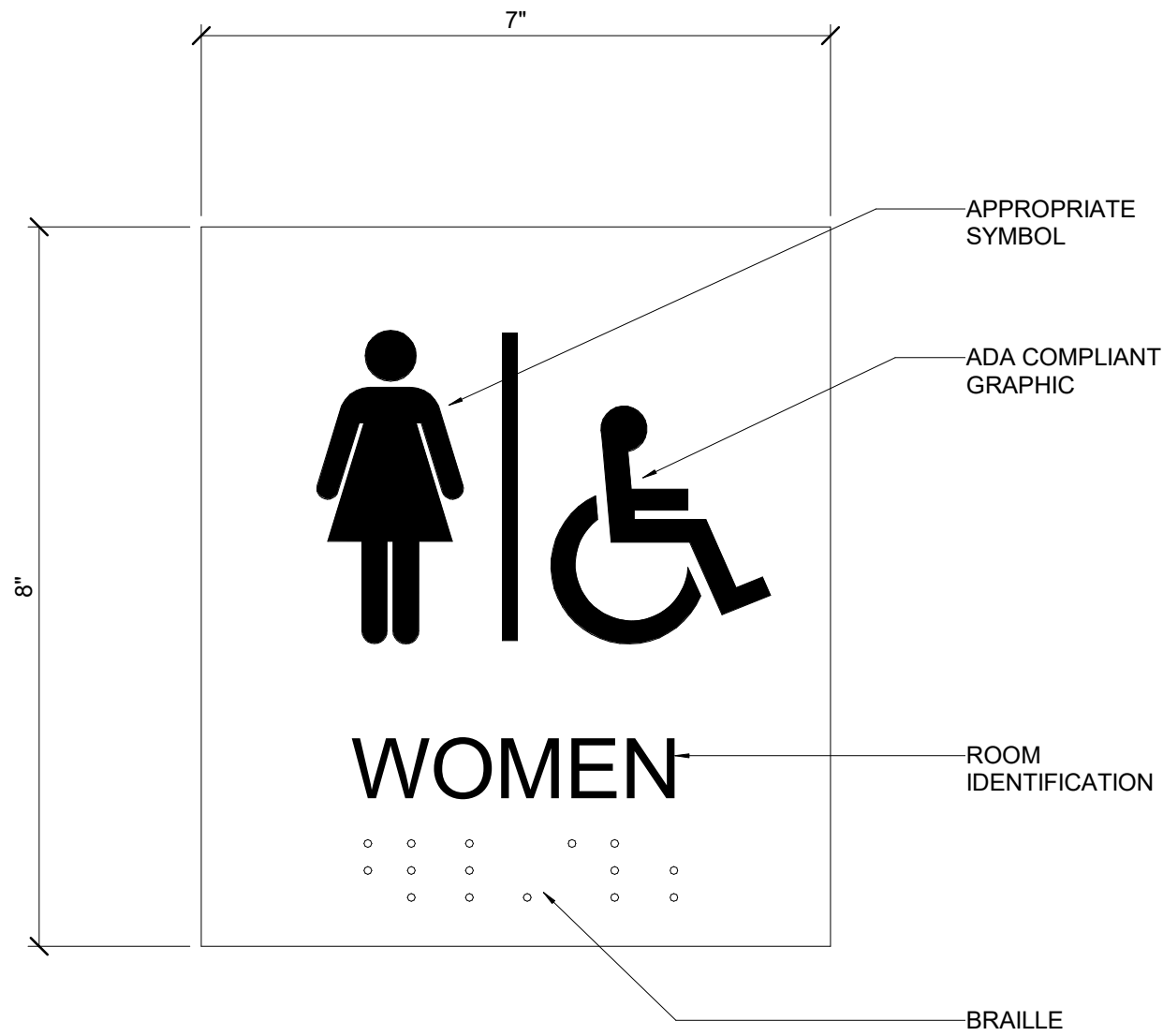
4 SIGN TYPE M  
6" = 1'-0"



3 SIGN TYPE RN  
6" = 1'-0"



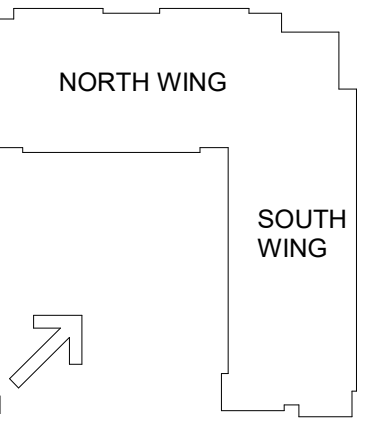
2 SIGN TYPE S  
6" = 1'-0"



1 SIGN TYPE R  
6" = 1'-0"

STATE OF KENTUCKY APPROVAL


1



#	DATE	CHANGE DESCRIPTION
1	02/21/2020	ADDENDUM #3



**NEW RESIDENCE HALL**  
KENTON DRIVE & CARROLL DRIVE  
HIGHLAND HEIGHTS, KY 41099  
FOR  
**NORTHERN KENTUCKY UNIVERSITY**




434 MADISON AVENUE  
COVINGTON, KY 41011  
PHONE: (859) 957-1277  
FAX: (859) 957-1280



269 W Main St.  
Suite 500  
Lexington, KY 40507 USA  
877-929-1400  
www.lordaecksargent.com

DRAWING TITLE:  
**INTERIOR SIGNAGE**



JANUARY 30, 2020	
DRAWN BY: Author	CHECKED BY: Checker
#18237	
<b>A940</b>	
BID & PERMIT SUBMITTAL	